


Notes:

All dimensions are in millimetres unless stated otherwise. No dimensions to be scaled from drawings. All dimensions to be checked on site prior to manufacture.


Any discrepancies between drawings and site conditions are to be reported to the contract manager.

This drawing is to be read in conjunction with all relevant Structural Engineers and Mechanical & Electrical Engineers drawings and specification.

Copyright of this drawing and all the information it contains is the sole property of OEA and may not be reproduced or used for any purpose without the express approval of the authors



1. Light/buff brick      2. Warm grey aluminium frame



3. Terracotta baguette      4. Glass balustrade

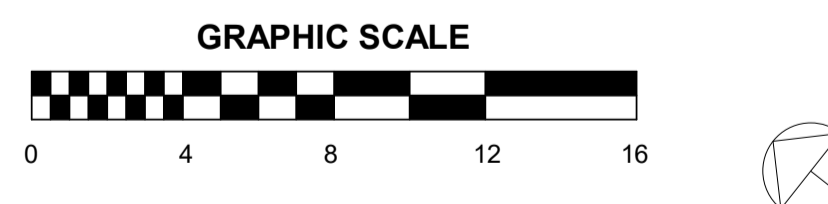


1 S-W Elevation  
1:200



dwg status: **PLANNING**

Rev	Description	Date	By	Chk



oea  
oconnell east architects  
63 Newton Street, Manchester, M1 1EJ  
t: 0161 839 9381 f: 0161 833 1638

dwg title:	S-W Elevation
job title:	Great Stone Road
scale:	As indicated @ A1
date:	08/11/17
dwg no:	PL_200
drawn:	AH
job no:	1664
rev:	