

**TRAFFORD**

**PLAYING PITCH STRATEGY**

**ASSESSMENT REPORT**

**MARCH 2017**

Quality, Integrity, Professionalism

**Knight, Kavanagh & Page Ltd**  
Company No: 9145032 (England)

**MANAGEMENT CONSULTANTS**

Registered Office: 1 -2 Frecheville Court, off Knowsley Street, Bury BL9 0UF

T: 0161 764 7040 E: [mail@kcp.co.uk](mailto:mail@kcp.co.uk) [www.kcp.co.uk](http://www.kcp.co.uk)



# TRAFFORD PLAYING PITCH ASSESSMENT

---

## CONTENTS PAGE

ABBREVIATIONS.....	1
PART 1: INTRODUCTION AND METHODOLOGY.....	2
PART 2: FOOTBALL .....	15
PART 3: CRICKET .....	42
PART 4: RUGBY LEAGUE .....	61
PART 5: RUGBY UNION.....	67
PART 6: HOCKEY .....	88
PART 7: THIRD GENERATION ARTIFICIAL PITCHES (3G PITCHES) .....	103
PART 8: OTHER SPORTS.....	117
PART 9: TENNIS.....	120
PART 10: BOWLING GREENS .....	131
PART 11: ATHLETICS TRACKS .....	140
APPENDIX 1: SPORTING CONTEXT .....	149
APPENDIX 2: STEERING GROUP CONTACTS .....	157

# TRAFFORD PLAYING PITCH ASSESSMENT

---

## ABBREVIATIONS

AGP	Artificial Grass Pitch
3G	Third Generation (artificial turf)
NGB	National Governing Body
FA	Football Association
ECB	England and Wales Cricket Board
LCB	Lancashire Cricket Board
CCB	Cheshire Cricket Board
EH	England Hockey
RFL	Rugby Football League
RFU	Rugby Football Union
S106	Section 106
MCC	Trafford Borough Council
FIT	Fields in Trust
GIS	Geographical Information Systems
KKP	Knight, Kavanagh and Page
LDF	Local Development Framework
NPPF	National Planning Policy Framework
FPM	Facilities Planning Model
FE	Further Education
HE	Higher Education
TGR	Team Generation Rate
GAA	Gaelic Athletic Association

# TRAFFORD PLAYING PITCH ASSESSMENT

---

## PART 1: INTRODUCTION AND METHODOLOGY

This is the Playing Pitch Assessment Report prepared by Knight Kavanagh & Page (KKP) for Trafford Council and its partners.

This report presents a supply and demand assessment of playing pitch facilities in accordance with Sport England's Playing Pitch Strategy Guidance: An approach to developing and delivering a playing pitch strategy. It has been followed to develop a clear picture of the balance between the local supply of, and demand for, playing pitches and other outdoor sports facilities.

The guidance details a stepped approach to developing a Playing Pitch Strategy (PPS). These steps are separated into five distinct sections:

- ◀ Stage A: Prepare and tailor the approach (Step 1)
- ◀ Stage B: Gather information and views on the supply of and demand for provision (Steps 2 & 3)
- ◀ Stage C: Assess the supply and demand information and views (Steps 4, 5 & 6)
- ◀ Stage D: Develop the strategy (Steps 7 & 8)
- ◀ Stage E: Deliver the strategy and keep it robust and up to date (Steps 9 & 10)

Stages A to C are covered in this report.

### **Stage A: Prepare and tailor the approach**

The primary purpose of the Playing Pitch Strategy (PPS) is to provide a strategic framework which ensures that the provision of outdoor playing pitches meet the local needs of existing and future residents across Trafford. The Strategy will be produced in accordance with Sport England Playing Pitch Strategy Guidance (October 2013 as updated in March 2014) and will provide robust and objective justification for future playing pitch provision throughout the Borough.

One of the core planning principles of the National Planning Policy Framework (NPPF) is to improve health, social and cultural wellbeing for all, and deliver sufficient community and cultural facilities and services to meet local needs. Section 8 of the NPPF deals specifically with the topic of healthy communities. Paragraph 73 discusses the importance of access to high quality open spaces and opportunities for sport and recreation that can make an important contribution to the health and well-being of communities.

### ***Why the PPS is being developed***

The Trafford Local Plan needs to be based upon a robust evidence base. Paragraphs 73 and 74 of the NPPF discuss assessments and the protection of "existing open space, sports and recreational buildings and land, including playing fields". A Playing Pitch Strategy will provide the evidence required to help protect playing fields to ensure sufficient land is available to meet existing and projected future pitch requirements.

Paragraph 76 and 77 promote the identification of important green spaces by local communities and the protection of these facilities. Such spaces may include playing fields.

## TRAFFORD PLAYING PITCH ASSESSMENT

---

The protection of playing field land both for formal sport and recreational use as well as green spaces such as parks plays an integral part in ensuring facility resource is available, linking to and facilitating the delivery of other health and physical activity strategies. For example, the 'Sporting Future: A New Strategy for an Active Nation' (Department of Media Culture and Sport, 2015) strategy aims to confirm the recognition and understanding that sport makes a positive difference through broader means and will help the sector to deliver five simple but fundamental outcomes: physical health, mental health, individual development, social and community development and economic development. It is government's ambition that all relevant departments work closer together to create a more physically active nation, where children and young people enjoy the best sporting opportunities available and people of all ages and backgrounds can enjoy the many benefits that sport and physical activity bring, at every stage in their lives.

A Playing Pitch Strategy will provide the evidence required to help protect playing fields to ensure sufficient land is available to meet existing and projected future pitch requirements. Planning Policy and other relevant sport related corporate strategies must be based upon a robust evidence base in order to ensure planning, local policies and sport development criteria can be implemented efficiently and effectively.

Trafford Council's Playing Pitch Strategy (PPS) forms part of the Council's overall suite of strategies which set out the direction for leisure facilities and services in the Borough. This includes a new Leisure Strategy which focuses on the development of the main leisure centres and sites operated by the Council's Community Interest Company, Trafford Leisure. A Physical Activity Vision has been developed.

It is an ambitious vision to improve health and social outcomes for the residents of Trafford through a strategy of increasing everybody's level of physical activity. This work is vital because it is known that over one fifth (22.3%) of Trafford adults (aged 16 and over) take part in less than 30 minutes of physical activity each week.

The Vision has been developed collaboratively and in conjunction with the Sport & Physical Activity Partnership and Health and Wellbeing Board. It marks the start of a journey which will see Trafford's partners pledge their support to driving up levels of physical activity in the Borough. The pledges will combine resources and thinking in order to improve physical activity levels at scale and pace with specific focus on groups who have higher levels of inactivity or sedentary behaviour.

The Vision also defines the ambition to transform the Borough's leisure facilities and to maximise the major opportunities presented by devolution in Greater Manchester and public sector reform agendas, particularly in the integration of Health and Social Care. The fundamental ambition is for every resident to become more active because the immeasurable benefits to people's health and wellbeing are known.

It is underpinned by a strategic review of leisure centres to inform investment priorities and this assessment of the rich variety of outdoor leisure and sporting facilities used by 175 sporting clubs and associations that thrive in Trafford.

The Playing Pitch Strategy aims to broadening sustainable access to the wide range of sporting and leisure opportunities that exist within Trafford and to bring together these opportunities within a strategic framework that will ensure that Trafford residents have greater opportunity to access a wider network of sports and leisure facilities that increases the opportunity for every resident to become more physically active.

## TRAFFORD PLAYING PITCH ASSESSMENT

---

The Vision creates a framework upon which to build a cohesive case for changing the way that leisure and sport has been traditionally viewed and moves the imperative for it to become a fundamental enabler of improved health and wellbeing outcomes.

### *Trafford Local Plan (2012-2026)*

Trafford's Core Strategy was adopted in January 2012. Core Strategy Policy R5 protects all existing open space from all unacceptable development. It also sets a standard for new development to provide outdoor sports facilities of 1 hectare per 1000 population. This standard was based on the average current provision across Trafford at the time of the PPG17 Open Space Needs Assessment. Development on open space will only be acceptable if it is replaced by an area of equivalent or better quality to meet future demand.

The Local Plan: Land Allocations Plan will provide more detail to the Core Strategy in terms of specific allocations for development and open space. It will detail amounts of land required for new sports facilities that are needed to provide the infrastructure for new housing. More specifically, new facilities will be required for some large developments at strategic locations including:

- ◀ Carrington
- ◀ Lancashire County Cricket Club Quarter
- ◀ Pomona Island
- ◀ Trafford Centre Rectangle
- ◀ Trafford Wharfeside

### *GM Moving: Blueprint for Physical Activity and Sport*

In 2015, a number of organisations (including TfGM, New Economy, Public Health England and the ten Local Authorities) with an interest in, and ability to reduce, levels of inactivity across Greater Manchester, produced a blueprint focused on the concept of movement and physical activity, which includes aims to:

- ◀ Increase the number of people walking, running and cycling
- ◀ Reduce social isolation and social and economic inactivity
- ◀ Deliver a vibrant and growing sports sector and contribute to economic growth
- ◀ Promote physical literacy in early years, at school and at home

### *Trafford Strategic Sport and Physical Activity Partnership*

The key outcome for the partnership is to increase 1 x 30 minutes of participation in sports and physical activity (particularly from those who are currently characterised as inactive).

In order to deliver a population level shift in sport and physical activity participation in Trafford the Partnership will:

- ◀ Innovate – Have a positive impact on health and activating cross-networks of expertise and promoting the benefits of sport within educational, workplace and community environments.
- ◀ Coordinate – Promote the borough-wide activity and target health inequalities in areas of deprivation, particularly focusing on vulnerable communities with lower life expectancy.

## TRAFFORD PLAYING PITCH ASSESSMENT

---

- ◀ Engage – Help to optimise use of our assets and increase participation levels through partnerships working and promotion.
- ◀ Deliver – Increase participation through evidence-based interventions that support behaviour change with an emphasis on areas where there are gaps in provision.

### *Trafford Council Greenspace Strategy*

The Trafford Greenspace Strategy seeks to ensure that all of Trafford Council's greenspace is well managed for the benefits of all in Trafford, providing a framework to guide the planning and allocation of resources. A hierarchy of parks in Trafford has also been established, which sets out the range and quality of facilities, the standard of maintenance and the priority and focus for resources that can be expected at the site. The hierarchy enables standards to be established that are relevant to the size and catchment area of the different types of green space, and places each of Trafford's sites into one of the categories of the typology.

### ***Aims of the Trafford Playing Pitch Strategy***

- ◀ To provide the basis for ongoing management of the use, distribution, function, quality, and accessibility of playing pitches and other outdoor sport.
- ◀ To inform land use decisions in respect of future use of existing playing pitches and other outdoor sports areas.
- ◀ To provide a strategic framework for the provision and management of playing pitches and other outdoor sport.
- ◀ To identify the opportunities for and evidence to support external funding bids and maximise support for playing pitches and other outdoor sport.

### ***Objectives of the Trafford Playing Pitch Strategy***

- ◀ To undertake an assessment of the number, type, quality and ownership of sports pitches and ancillary facilities across a range of sports including those which are currently disused or where use has lapsed.
- ◀ To provide an assessment of current and future demand and needs for playing pitches for different sports including consideration of the changing nature of different sports focusing on quantity, quality and accessibility issues broken down into geographical areas.
- ◀ To provide information to assist asset management planning of council owned playing fields and the associated buildings.
- ◀ To provide information to assist in decisions associated with the provision of public playing pitches including where, if a surplus of supply is identified, the opportunities for use by other sports as identified in the wider context of the study or for release of sites for other uses.
- ◀ To provide guidance and criteria on determining where retaining a range of small pitches is preferable to consolidation on larger sites .
- ◀ To provide information to underpin the protection, enhancement and quality improvement of the existing pitch stock and ancillary facilities including site specific Action Plans.
- ◀ To identify relevant quantity, quality and accessibility standards that pitches will be measured and improved against in the future.
- ◀ To consider the revenue implications of maintaining playing pitches and establish a benchmark on revenue and expenditure in the context of budgetary constraints.
- ◀ To classify pitches and associated facilities in the following categories:
  - ◀ Category A: Pitches to be developed (new construction)
  - ◀ Category B: Pitches to be retained

# TRAFFORD

## PLAYING PITCH ASSESSMENT

---

- ◀ Category C: Pitches to be improved / renovated
- ◀ Category D: Pitches to be considered for alternative uses
  
- ◀ To identify and develop specific action plans for sites which are to be improved from developer contributions. It will identify areas of search for new playing pitch provision associated with the sport and locality of the area of need.
- ◀ To establish and review ownership of playing pitch sites and the potential for transfer of ownership and/or management to user groups/ community organisations.
- ◀ To identify the extent of the pitch use of clubs displaced from their home authority area by club, location and sport.

### ***Agreed scope***

The following types of outdoor sports facilities were agreed by the steering group for inclusion in the Assessment and Strategy:

Pitch sports:

- ◀ Football pitches
- ◀ Cricket pitches
- ◀ Rugby league pitches
- ◀ Rugby union pitches
- ◀ Hockey/artificial grass pitches (AGPs)
- ◀ Third generation turf pitches (3G pitches)
- ◀ Lacrosse pitches
- ◀ Gaelic football pitches

Pitch sports will be assessed using the guidance set out in Sport England's Playing Pitch Strategy Guidance: An approach to developing and delivering a playing pitch strategy.

Outdoor sports:

- ◀ Outdoor bowling greens
- ◀ Outdoor tennis courts
- ◀ Athletics tracks

Outdoor sports will be assessed using Sport England's Assessing Needs and Opportunities Guidance (2014). Non-pitch outdoor sports require a different methodology to assess demand and supply to that used for pitch sports.

### ***Management arrangements***

A Project Team from the Council has worked with KKP to ensure that all relevant information is readily available and to support the consultants as necessary to ensure that project stages and milestones are delivered on time.

A strong and effective Steering Group has and will continue to lead and drive this PPS forward during its development and also to ensure the delivery of its recommendations and actions.



## TRAFFORD PLAYING PITCH ASSESSMENT

---

The Steering Group is and has been responsible for the direction of the PPS from a strategic perspective and for supporting, checking and challenging the work of the project team. The Steering Group is made up of representatives from Trafford Council, Trafford Leisure, Greater Sport, Sport England and National Governing Bodies of Sport (NGBs). Please see Appendix 2 for a list of Steering Group contacts.

It will be important for the Steering Group to continue once the PPS has been finalised for several reasons, including a continuing responsibility to:

- ◀ Be a champion for playing pitch provision in the area and promote the value and importance of the PPS.
- ◀ Ensure implementation of the PPS's recommendations and action plan.
- ◀ Monitor and evaluate the outcomes of the PPS.
- ◀ Ensure that the PPS is kept up to date and refreshed.

### **Study area**

Forming part of Greater Manchester, Trafford includes the towns of Altrincham, Partington, Sale, Stretford, and Urmston. The metropolitan boroughs of the City of Salford and the City of Manchester border Trafford to the north and east respectively; Cheshire East lies to the south.

The strategy covers the Borough boundary area of Trafford; however, the data gathered has been presented in such a way as to be further analysed by smaller analysis areas. There are also a number of sports teams from outside the specified area that use pitches within Trafford and sports teams from inside Trafford that use facilities outside of the Borough. This cross-boundary movement has been taken into consideration when producing this assessment report.

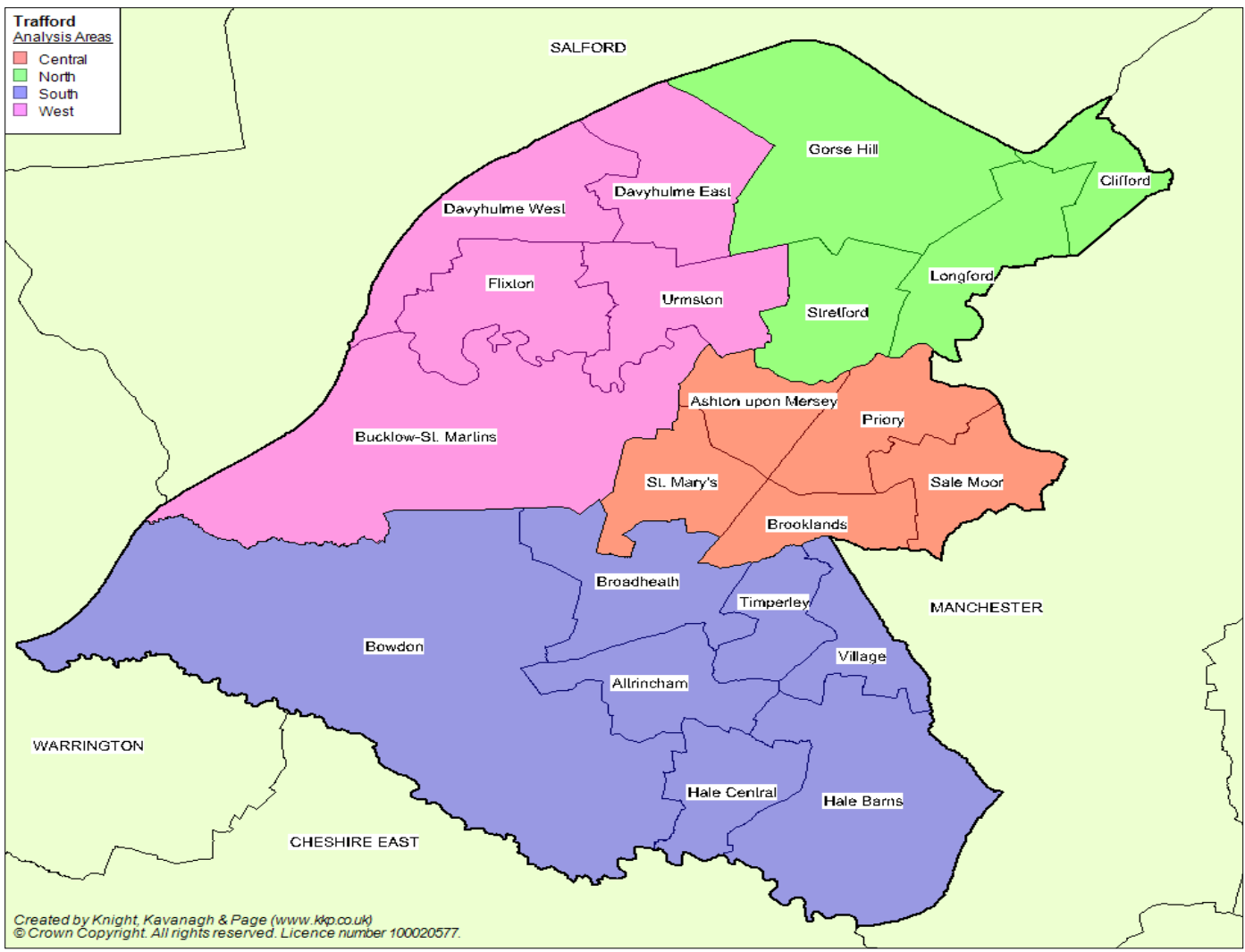
For the purpose of this analysis, Trafford has been broken down into four analysis areas:

- ◀ North (Old Trafford and Stretford)
- ◀ Central: (Sale)
- ◀ West: (Urmston and Partington)
- ◀ South: (Altrincham)

The analysis areas fit in-line with the Council's locality working. The study analysis area is also aligned with other public sector partners and illustrated overleaf.

# TRAFFORD PLAYING PITCH ASSESSMENT

Figure 1.1: Analysis area map



# TRAFFORD PLAYING PITCH ASSESSMENT

---

## Stage B: Gather information and views on the supply of and demand for provision

It is essential that a PPS is based on the most accurate and up-to-date information available for the supply of and demand for playing pitches. This section provides details about how this information has been gathered in Trafford.

### ***Gather supply information and views – an audit of playing pitches***

PPS guidance uses the following definitions of a playing pitch and playing field. These definitions are set out by the Government in the 2015 'Town and Country Planning (Development Management Procedure) (England) Order'<sup>1</sup>.

It should be noted that the reference to five years within the Order is purely in relation to whether Sport England should be consulted in a statutory capacity. The fact that a playing field may not have been marked out for pitch sport in the last five years does not mean that it is no longer a playing field. That remains its lawful planning use whether marked out or not.

- ◀ ***Playing pitch*** – a delineated area of 0.2ha or more which is used for association football, rugby, cricket, hockey, lacrosse, rounders, baseball, softball, American football, Australian football, Gaelic football, shinty, hurling, polo or cycle polo.
- ◀ ***Playing field*** – the whole of a site which encompasses at least one playing pitch.

Although the statutory definition of a playing field is the whole of a site with at least one pitch of 0.2ha or more, this PPS takes into account smaller sized pitches that contribute to the supply side, for example, 5v5 mini football pitches. This PPS counts individual grass pitches (as a delineated area) as the basic unit of supply. The definition of a playing pitch also includes artificial grass pitches (AGPs).

As far as possible the assessment report aims to capture all of the pitches within Trafford. However, there may be instances, for example, on school sites, where access was not possible and has led to omissions within the report. Where pitches have not been recorded within the report they remain as pitches and for planning purposes continue to be so. Furthermore, exclusion of a pitch does not mean that it is not required from a supply and demand point of view.

### *Quantity*

All playing pitches are included irrespective of ownership, management and use. Playing pitch sites were initially identified using Sport England's Active Places web based database. The Council and NGBs supported the process by checking and updating this initial data. This was also verified against club information supplied by local leagues. For each site the following details were recorded in the project database (which will be supplied as an electronic file):

- ◀ Site name, address (including postcode) and location
- ◀ Ownership and management type
- ◀ Security of tenure
- ◀ Total number, type and quality of pitches

---

<sup>1</sup> [www.sportengland.org](http://www.sportengland.org)>Facilities and Planning> Planning Applications

## TRAFFORD PLAYING PITCH ASSESSMENT

### Accessibility

Not all pitches offer the same level of access to the community. The ownership and accessibility of playing pitches also influences their actual availability for community use. Each site is assigned a level of community use as follows:

- ◀ **Community use** - pitches in public, voluntary, private or commercial ownership or management (including education sites) recorded as being available for hire and currently in use by teams playing in community leagues.
- ◀ **Available but unused** - pitches that are available for hire but are not currently used by teams which play in community leagues; this most often applies to school sites but can also apply to sites which are expensive to hire.
- ◀ **No community use** - pitches which as a matter of policy or practice are not available for hire or used by teams playing in community leagues. This should include professional club pitches along with some semi-professional club pitches, where play is restricted to the first or second team.
- ◀ **Disused** – sites that are not being used at all by any users and are not available for community hire either. Once these sites are disused for five or more years they will then be categorised as ‘lapsed sites’.
- ◀ **Lapsed** - last known use was as a playing field more than five years ago. These fall outside of Sport England’s statutory remit but still have to be assessed using the criteria in paragraph 74 of the National Planning Policy Framework and Sport England would nonetheless challenge a proposed loss of playing pitches/playing field which fails to meet such criteria. It should be emphasised that the lawful planning use of a lapsed site is still that of a playing field.

In addition, there should be a good degree of certainty that the pitch will be available to the community for at least the following three years. A judgement is made based on the information gathered and a record of secured or unsecured community use put against each site. NB: This refers to pitches in community use and not lapsed/disused sites.

### Disused and lapsed sites in Trafford

Site name	Sport(s)	Status	Comments
Oldfield Brow	Football	Lapsed	Council managed site which formerly contained a junior pitch. Disused as site suffered persistent vandalism with damage to goal posts. Ceased to be used approximately seven seasons ago.
Bailey Walk	Football	Lapsed	Private site in Altrincham included within the Council Draft Outdoor Sports Facilities Assessment in 2008. No known record of when the site was last used for sport.
Manor Farm	Football	Disused	Former training base of Stockport County FC. Previously had in excess of five football pitches onsite. Held on long term lease from the Council by a private leaseholder previously associated with the Club. The Council reports that the leaseholder is exploring opportunities to transfer the lease to another party, with the new party to retain the site for sporting use.

# TRAFFORD PLAYING PITCH ASSESSMENT

Site name	Sport(s)	Status	Comments
Moss View Road Playing Field	Football	Lapsed	Playing field land which was previously marked with an adult football pitch with surrounding perimeter rail fencing. The playing field lies on contaminated land, previously used for the deposit of gas industry waste. Remediation works since undertaken by the Council.

Any sites omitted from the Playing Pitch Strategy either intended or having been overlooked, whether used, disused or lapsed, are subject to the same conditions as those detailed herein. Any such site is not to be considered as surplus or not required as part of the planning process.

## *Quality*

The capacity of pitches to regularly provide for competitive play, training and other activity over a season is most often determined by their quality. As a minimum, the quality and therefore the capacity of a pitch affects the playing experience and people's enjoyment of a sport. In extreme circumstances it can result in a pitch being unable to cater for all or certain types of play during peak and off peak times.

It is not just the quality of the pitch itself which has an effect on its capacity but also the quality, standard and range of ancillary facilities. The quality of both the pitch and ancillary facilities will determine whether a pitch is able to contribute to meeting demand from various groups and for different levels and types of play.

The quality of all pitches identified in the audit and the ancillary facilities supporting them are assessed regardless of ownership, management or availability. Along with capturing any details specific to the individual pitches and sites, a quality rating is recorded within the audit for each pitch.

These ratings are used to help estimate the capacity of each pitch to accommodate competitive and other play within the supply and demand assessment.

In addition to undertaking non-technical assessments (using the templates provided within the guidance and as determined by NGBs), users and providers were also consulted on the quality and in some instances the quality rating was adjusted to reflect this.

## ***Gather demand information and views***

Presenting an accurate picture of current demand for playing pitches (i.e. recording how and when pitches are used) is important when undertaking a supply and demand assessment. Demand for playing pitches in Trafford tends to fall within the following categories:

- ◀ Organised competitive play
- ◀ Organised training
- ◀ Informal play

In addition, unmet and displaced demand for provision is also identified on a sport by sport basis. Unmet demand is defined as the number of additional teams that could be fielded if access to a sufficient number of pitches (and ancillary facilities) was available.

## TRAFFORD PLAYING PITCH ASSESSMENT

Displaced demand refers to teams that are generated from residents of the area but due to any number of factors do not currently play within the area.

Current and future demand for playing pitches is presented on a sport by sport basis within the relevant sections of this report.

A variety of consultation methods were used to collate demand information about leagues, clubs, county associations and national/regional governing bodies of sport. Face to face consultation was carried out with key clubs from each sport. This allowed for the collection of detailed demand information and an exploration of key issues to be interrogated and more accurately assessed.

For data analysis purposes an online survey (converted to postal if required) was utilised. This was sent to all clubs not covered by face to face consultation.

Officers advised which of the clubs to include in the face to face consultation. Sport England was also included within the consultation process prior to the project commencing. Issues identified by clubs returning questionnaires were followed up by telephone or face to face interviews.

The response rates of such consultation are as follows:

Sport	Total number	Number responding	Response rate	Methods of consultation
Football clubs	37	50	74%	Face to face
Football teams	399	454	88%	Online survey Telephone
Cricket clubs	12	15	80%	Face to face Online survey Telephone
Rugby union clubs	7	7	100%	Face to face
Rugby league clubs	1	1	100%	Telephone
Hockey clubs	6	6	100%	Face to face
Secondary schools	14	18	78%	Face to face Telephone
Colleges	1	1	100%	Telephone
Primary/SEN schools	19	54	35%	Online survey Telephone

### ***Future demand***

Alongside current demand, it is important for a PPS to assess whether the future demand for playing pitches can be met. Using population projections, and proposed housing growth (if available), an estimate can be made of the likely future demand for playing pitches.

### ***Housing growth***

The Greater Manchester Spatial Framework (GMSF) is proposing 227,000 new homes between 2015-2035, with 23,100 of those proposed to be within Trafford. This represents an average annual requirement of 1,155 dwellings.

# TRAFFORD PLAYING PITCH ASSESSMENT

---

Stage D of this PPS will include a housing growth scenario that will estimate the additional demand for pitch sports arising from the housing growth. This scenario will be contained within the overall Strategy report and is not included within this report.

## Population growth

The current resident population in Trafford is 233,288<sup>2</sup>. By 2026 (in line with the Trafford Local Plan) the Borough's population is projected to increase to 255,079<sup>3</sup> an increase of 21,791 (or equivalent to a percentage increase of 9%) according to ONS data.

Team generation rates are used to provide an indication of how many people it may take to generate a team (by gender and age group), in order to help estimate the change in demand for pitch sports that may arise from any population change in the study area.

Future demand for pitches is calculated by adding the percentage increases, to the ONS population increases in each analysis area. This figure is then applied to the TGRs and is presented on a sport by sport basis within the relevant sections of this report.

Other information sources that were used to help identify future demand include:

- ◀ Recent trends in the participation in playing pitch sports.
- ◀ The nature of the current and likely future population and their propensity to participate in pitch sports.
- ◀ Feedback from pitch sports clubs on their plans to develop additional teams.
- ◀ Any local and NGB specific sports development targets (e.g. increase in participation).




## Stage C: Assess the supply and demand information and views

Supply and demand information gathered within Section B was used to assess the adequacy of playing pitch provision in Trafford. It focused on how much use each site could potentially accommodate (on an area by area basis) compared to how much use is currently taking place.

### ***Understand the situation at individual sites***

Qualitative pitch ratings are linked to a pitch capacity rating derived from NGB guidance and tailored to suit a local area. The quality and use of each pitch is assessed against the recommended pitch capacity to indicate how many match equivalent sessions<sup>4</sup> per week (per season for cricket) a pitch could accommodate.

This is compared to the number of matches actually taking place and categorised as follows, to identify:

Potential spare capacity: Play is below the level the site could sustain.	
At capacity: Play is at a level the site can sustain.	
Overused: Play exceeds the level the site can sustain.	

<sup>2</sup>Source: ONS Mid-2013 Population Estimates for Lower Layer Super Output Areas in England and Wales by Single Year of Age and Sex and ONS 2012-based projections 2012-2032. Released: 29 May 2014

<sup>3</sup>Source: ONS 2012-based projections 2012-2037. Released: 29 May 2014

<sup>4</sup>A match equivalent session (MES) can be either a match or a training session.

## TRAFFORD PLAYING PITCH ASSESSMENT

---

### ***Develop the current picture of provision***

Once capacity is determined on a site by site basis, actual spare capacity is calculated on an area by area basis via further interrogation of temporal demand. Although this may have been identified, it does not necessarily mean that there is surplus provision. For example, spare capacity may not be available when it is needed or the site may be retained in a 'strategic reserve' to enable pitch rotation to reduce wear and tear.

Capacity ratings assist in the identification of sites for improvement/development, rationalisation, decommissioning and disposal.

### ***Develop the future picture of provision - scenario testing***

Modelling scenarios to assess whether existing provision can cater for unmet, displaced and future demand is made after the capacity analysis. This will also include, for example, removing sites with unsecured community use to demonstrate the impact this would have if these sites were to be decommissioned in the future. Scenario testing occurs in the strategy report and therefore does not form part of the assessment report.

### ***Identify the key findings and issues***

By completing Steps 1-5 it is possible to identify several findings and issues relating to the supply, demand and adequacy of playing pitch provision in Trafford. This report seeks to identify and present the key findings and issues, which should now be checked, challenged and agreed by the Steering Group prior to development of the Strategy (Section D).

The following sections summarise the local administration of the main grass pitch sports in Trafford. Each provides a quantitative summary of provision and a map showing the distribution of facilities. It also provides information about the availability of facilities to/for the local community and, the governing body of each sport and regional strategic plan (where they exist). Local league details are provided in order to outline the competitive structure for each sport. The findings of club consultation and key issues for each sport are summarised.



# TRAFFORD PLAYING PITCH ASSESSMENT

---

## PART 2: FOOTBALL

### 2.1: Introduction

The organisations primarily responsible for the development of football in Trafford are Manchester FA and Cheshire FA. They are also responsible for the administration, in terms of discipline, rules and regulations, cup competitions and representative matches, development of clubs and facilities, volunteers, referees, coaching courses and delivering national football schemes. All clubs in the area affiliate to one of the two County Football Associations (CFA). It should also be noted that the Trafford Leisure's Football Development Officer contributes to the delivery of football within the Borough, working closely with both CFAs, linking up the local development plan to those operating regionally, as well as nationally.

This section of the report focuses on the supply and demand for grass football pitches. Part 7 captures supply and demand for third generation pitches (3G pitches) which are the preferred AGP (artificial grass pitch) surface type for football. In the future it is anticipated that there will be a growing demand for the use of 3G pitches for competitive football fixtures, especially to accommodate mini and youth football.

### ***Consultation***

In addition to face to face consultation with key clubs, an electronic survey was sent to all football clubs playing in Trafford and leagues accommodating Trafford based teams with contact details having been provided by the two CFAs. Consultation (either through a survey or face to face interview) represents a 74% club response rate and 88% team response rate. The results are used to inform key issues within this section of the report. The following clubs and leagues were met with face to face or consulted via telephone:

- ◀ Altrincham Juniors FC
- ◀ Ashton on Mersey JFC
- ◀ Broadheath Central JFC
- ◀ Sale United FC
- ◀ Timperley Villa Youth FC

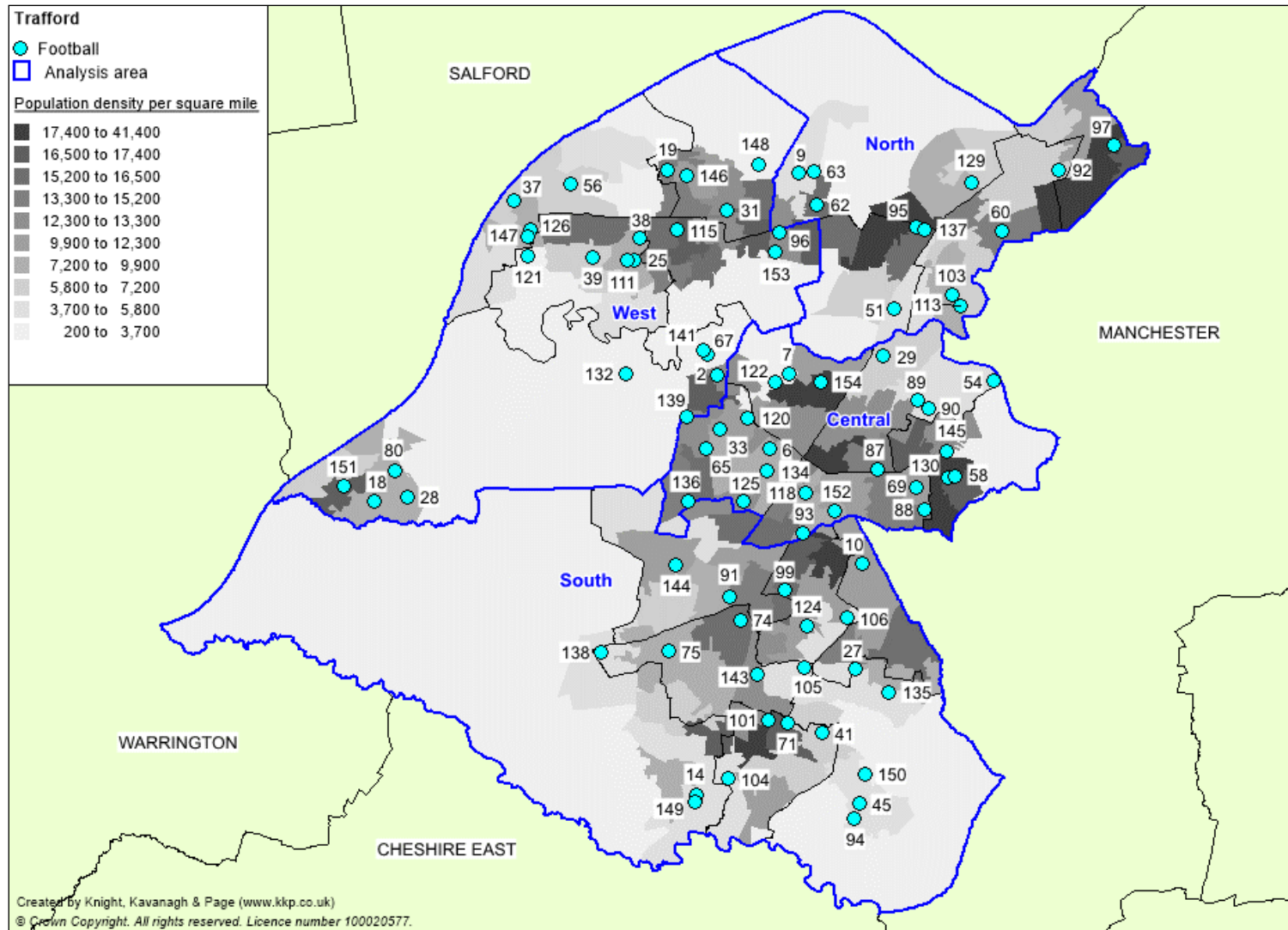
### 2.2: Supply

The audit identifies a total of 240 grass football pitches across 83 sites in Trafford, of which, 211 across 71 sites are reported to be available for community use on some level. Of these, 20 are available pitches with no regular recorded community club use, though in some cases these pitches may serve a wider benefit in terms of community play and recreational public space.

There is just one small sized FA certified 3G pitch in Trafford on which competitive football matches are permitted to be played, detailed later in the section and further in Part 7. Figure 2.1 identifies all grass football pitches within Trafford regardless of community use.

# TRAFFORD PLAYING PITCH ASSESSMENT

Figure 2.1: Location of grass football pitches in Trafford



# TRAFFORD PLAYING PITCH ASSESSMENT

Table 2.1: Summary of grass football pitches available for community use

Analysis Area	Pitch type					Total
	Adult	Youth 11v11	Youth 9v9	Mini 7v7	Mini 5v5	
North	27	3	7	7	1	45
Central	22	7	15	14	10	68
South	11	6	10	15	2	44
West	20	4	13	16	1	54
<b>Total</b>	<b>80</b>	<b>20</b>	<b>45</b>	<b>52</b>	<b>14</b>	<b>211</b>

Most available pitches in Trafford (38%) are adult sized. Often, this is, in part, due to youth 11v11 teams playing on adult pitches. Nationally many youth 11v11 teams are playing on adult pitches, however, this is not ideal for youth players and is not in line with the recent FA Youth Review. Just 20 available pitches are youth 11v11 sized representing 9% of the available supply in Trafford which is significantly low in relation to the proportion of youth teams (134 teams – 30% of all teams).

### **Future supply**

Population increases and growth in housing developments anticipated within the Borough are expected to generate additional demand for sports facilities including football pitches. The PPS findings should be used to guide the development of any new sporting provision which may include the creation of additional pitches, new ancillary facilities or new sites to best accommodate both the newly generated demand and current requirements. The subsequent increased population will create a need for further infrastructure developments which may include additional or extended school provision. Again, the PPS findings should be used to guide the composition of sports provision should this happen, to best serve the requirements of schools, communities and sport across the Borough as a whole.

### **School pitches**

School playing fields are occasionally available for community use, dependent on each individual school's subjective view on the pros and cons of opening up the facilities to the community. They are also considered unsecure sites unless a community use agreement is in place, as pitches at school sites generally have to be flexible to provide for multiple sports within the curriculum. The following sites previously supplied some football provision, however, as they are school playing fields these sites are neither considered disused nor lapsed, as would be the case with council owned sites:

- ◀ Altrincham Grammar School for Girls
- ◀ Lostock College

### **Pitch quality**

The quality of football pitches in Trafford has been assessed via a combination of non-technical assessments (as determined by The FA) and user consultation to reach and apply an agreed rating. Percentage parameters used for the non-technical assessments were as follows;

- ◀ Poor = 0-49.9%
- ◀ Standard = 50-79.9%
- ◀ Good = 80%+

## TRAFFORD PLAYING PITCH ASSESSMENT

As such, each pitch within Trafford has a quality rating of good, standard or poor.

Pitch quality is primarily influenced by the carrying capacity of the site; often pitches are over used and lack the required routine maintenance work necessary to improve drainage often resulting in poor quality pitches that cannot sustain levels of use. Pitches which receive little to no ongoing repair or post-season remedial work will often be assessed as poor, therefore limiting the number of games able to take place each week without it having a detrimental effect on quality. Conversely, well maintained pitches which are tended to regularly are likely to be of a higher standard and capable of taking a number of matches without a significant reduction in surface quality.

*Table 2.2 Summary of football pitch quality (community use pitches)*

Pitch type	Good	Standard	Poor
Adult	7	43	28
Youth 11v11	-	11	11
Youth 9v9	4	30	11
Mini 7v7	10	36	6
Mini 5v5	-	13	1
<b>Total</b>	<b>21</b>	<b>133</b>	<b>57</b>

The pitch quality ratings determined through a combination of non-technical assessments and user feedback show that the majority (63%) of pitches available for community use are rated as standard quality, with 27% rated as poor and only 10% of pitches as good.

Private sites (e.g. sports clubs) typically offer better quality facilities than Council parks/playing fields and school pitches. In general, such sports clubs tend to have dedicated ground staff or volunteers working on pitches and the fact that they are often secured by fencing prevents unofficial use. Private site hire is often at full cost recovery. However, the cost of self-maintenance can be limited by funds or equipment available and consequently some clubs may not be able to carry out the required level of maintenance each year, instead targeting specific areas of the pitch or times of the year, sometimes not every season. The maintenance and use of Council sites tends to be less frequent whilst other public use of these sites can further exacerbate quality issues given that some Council managed sites also function as publicly accessible and open recreational space.

Specific comments from clubs relating to the pitch conditions at individual sites can be seen in the table below.

*Table 2.3: Summary of pitch quality comments from clubs*

Site ID	Site name	User comments
7	Ashton Park	Poor drainage, maintenance and condition of the pitch.
10	Beech Avenue Recreation Ground	Main pitch is of a good standard as a result of investment. Other pitches drain poorly, with all pitches subject to high volumes of other public recreational use.
39	Flixton Park	Poor maintenance, unclear line markings, long grass and significant issue with dog fouling.
41	Grove Park	Inconsistent maintenance.
60	Longford Park	Users of the youth 11v11 pitch would prefer it to be made in to an adult sized pitch with appropriate size goalposts.

## TRAFFORD PLAYING PITCH ASSESSMENT

Site ID	Site name	User comments
65	Manor Avenue	Improved maintenance. One pitch drains poorly, whilst all pitches need undulations addressing.
91	Salisbury Road	Pitches drain poorly, with all pitches virtually unplayable throughout winter.
92	Seymour Park	Maintained to an acceptable standard and drains well.
93	Smith Fields	Suffers from high amount of vandalism, particularly to goal posts which cannot be left up.
96	St Anthony's Catholic College	Improved maintenance from last season.
113	Turn Moss	Grass not cut regularly enough and pitch undulations have not been treated.
122	Wellfield Junior School	Pitches are flat and drain well.
139	Dainewell Park	Pitches are flat and maintenance is standard quality but intermittent. Grass needs cutting more often.

Consultation with clubs through face to face meetings and online survey responses highlighted a number of common issues reported at Council sites maintained by its sub-contractor. Clubs are generally of the opinion that the grass is not cut frequently enough and report that grass is often cut for the requirements of informal open space rather than for sports pitches. Issues with line markings were also highlighted by several clubs, notably that lines were burnt in with the white lines on top. As such, inclement weather and rain erodes the burnt in lines making them deeper, whilst the white markings wash away and are not retained. In summary, the maintenance of Council sites is perceived to be of a basic standard, with some clubs paying for additional work to be undertaken on an ad hoc basis, some of which, is at sites which are publicly accessible and where tenure is insecure.

One of the main reasons cited by clubs for a decline in pitch quality is related to reports of inadequate pitch maintenance or a lack of available funds to carry out appropriate maintenance. Other reasons cited for the decline in pitch quality include:

- ◀ High amount of rainfall this season (2016/17)
- ◀ Overplay in bad weather
- ◀ Uneven and hard surfaces
- ◀ Casual use
- ◀ Dog foul/litter
- ◀ Lack of investment and limited maintenance including infrequent grass cutting
- ◀ Lack of remedial work e.g. seeding or sand dressing
- ◀ Adult matches churning up pitches before afternoon youth games

### **Over marked pitches**

Over marking of pitches is an issue at some sites in Trafford, with youth 9v9 pitches often marked into the middle of adult pitches or mini pitches marked onto adult or youth pitches. Some are regularly subject to youth and mini play followed by adult and youth play. This sustained and intense use over short periods of time can impact on pitch quality and allows little time for the surface to rest and recover. Use of smaller pitches marked within larger pitches typically causes focused and specific wear due to the high traffic on certain overlapping areas such as the middle third of adult pitches.

## TRAFFORD PLAYING PITCH ASSESSMENT

---

Clubs use over marked pitches at the following sites:

- ◀ Lees Field
- ◀ Mersey Valley Sports Club
- ◀ Sale Moor Cricket Club
- ◀ Walton Park

A number of sites accommodate a mix of sports, a common example being cricket and football where football pitches are marked either onto a section of the outfield area or where a cricket square is located in between football pitches for use during the summer. The increasing occurrence of significantly wet weather over winter months is frequently causing football seasons to be extended further into the summer months and may cause clashes with summer sports such as cricket that usually run through the football off season. This may be with regards to the actual playing pitches which overlap or the supply of changing facilities which may be insufficient to serve teams playing both sports simultaneously. The following cricket sites also include football provision:

- ◀ Bowdon Cricket – Hockey & Squash Club
- ◀ Sale Sports Club Main Ground
- ◀ St Anthony's Catholic College
- ◀ St Bride's Park
- ◀ Timperley Cricket Hockey and Lacrosse

It is not uncommon for pitches to be dually used for more than one grass pitch sport; particularly at schools where the curriculum may be structured in a way that the pitches are used for one sport for a number of weeks followed by another within the same season. This is most common with football and rugby union or rugby league which is typically played as a winter sport within schools. Some pitches are also used throughout the summer for various activities, such as athletics, softball and lacrosse. The 7v7 pitch at Ashton on Mersey Rugby Club is marked on the training area used for the majority of the Club's training demand.

### ***Ancillary facilities***

Changing facilities are a key issue at several football sites. Some of the facilities are described as poor quality by users and some responding clubs state they have demand for greater access to changing rooms or increased quantity to sufficiently cater for the number of pitches onsite. However, in some cases clubs may play at sites without changing facilities but in reality do not have demand to access to them. This is a particular trend nationwide in that most mini and youth teams are using changing facilities increasingly less and that access to toilet facilities are of greater priority.

Teams have reported issues accessing the changing facilities within the community centre at Longford Park, resulting in some players having to change in cars. Whilst the changing facilities at Manor Avenue are reported as good quality despite only having two changing rooms available to serve two adult pitches.

Teams that play at school sites often report issues accessing changing and toilet facilities. These are usually within the main school building and therefore are closed at the weekend, with an associated staffing cost attached to making them available.

# TRAFFORD PLAYING PITCH ASSESSMENT

## Security of tenure

The majority of teams in Trafford play on Council owned and managed pitches and are therefore considered to have secured tenure as part of the Council's maintained sports and leisure provision offering. Several clubs believe that the cost of Council pitch hire is too expensive, even when many don't pay to hire accompanying changing facilities because they are of such poor quality.

There are some clubs which have an annual license to use Council managed pitches or sites rather than lease agreements. Whilst this may provide some peace of mind for clubs, some envisage future growth and are ambitious to develop and improve facilities but are limited in the grant funding they can access because they cannot evidence long term security of tenure required by most funding bodies, often at least 25 years.

A number of clubs report aspirations to explore opportunities to negotiate long term leasehold of sites with the Council in order to develop and improve facilities and secure tenure for the future. Altrincham FC/Junior FC, Altrincham Hale FC, Timperley Villa Youth FC and Broadheath Central JFC all report aspirations to manage and maintain a home site. Given increasing limitations on Council maintenance budgets long term lease agreements are being considered (in consultation with the FA) at sites where one or more clubs are adjudged to be stable, financially sound, aligned with the Trafford Physical Activity Vision, contributing to the community and with personnel resource which makes them feasibly able to improve the standard of provision at sites where this is required. It is however likely that there will be a need to retain Council managed sites as publicly accessible open space and any such club would need to work with the Council to establish a way to mitigate this public use of grass pitches as best possible to reduce impact on quality.

Some clubs own home venues which means that they are responsible for all upkeep of the site. Whilst this may be costly it does allow access to some funding which could be used to help improve pitches and facilities.

## 2.3: Demand

A total of 466 affiliated teams, from 55 clubs, are identified as playing matches or training on football pitches within Trafford. Of the mini soccer teams, there are five which are girls' only teams. There are 60 teams from Trafford recorded as consistently playing home matches on 3G pitches, consisting of 47 mini, ten youth and three adult teams.

Table 2.4: Summary of football team demand in Trafford

	Adult		Youth Boys		Youth Girls			Mini Soccer		Total
	Men	Women	11v11	9v9	11v11	9v9	7v7	7v7	5v5	
<b>Number of teams</b>	56	6	119	85	18	8	1	106	67	<b>466</b>
<b>Total</b>	<b>62</b>		<b>204</b>		<b>27</b>			<b>173</b>		

Increases in the number of mini teams does not always lead to an increase in adult teams because nationally 11 aside is declining due to players opting to play more flexible small sided versions of the game. The way in which people, especially adult men, want to play football is changing. People want to be able to fit it in to their busy lifestyle and the small sided formats and shorter games allow players to do this without giving up their weekends. If this trend continues there is likely to be an increase in demand for 3G pitches.

## TRAFFORD PLAYING PITCH ASSESSMENT

---

Age restricted adult teams utilise adult pitches and often play in youth leagues. Participants over the age of 16 are legally adults and therefore U17 teams and older are classified as adult teams, with the caveat that age restrictions apply.

### ***Leagues***

Teams within Trafford compete in various leagues, the majority of which are not central venue based leagues. The following leagues are the most popular amongst Trafford based teams:

- ◀ Manchester Amateur Sunday Football League
- ◀ Salford & District Football League
- ◀ South Manchester Girls Youth League
- ◀ Timperley & District Junior Football League

The nature of singular teams, pitch hire and revenue generation leads to a relatively high turnover of teams from one season to the next, with some teams folding only for factions of players to form new teams with different names the following season.

The Timperley & District Junior Football League operates a central venue basis for mini 5v5 teams (U7s and U8s), utilising small sized 3G pitches at Lucozade Powerleague Soccerdome. Older age groups play on club/team sites with dedicated home and away fixtures.

A number of other CFAs around the country run leagues to engage and increase adult participation within specific populations or times, such as vets leagues held at central venues, midweek 11 aside adult flexi leagues and even summer season football. At present Manchester FA does not run a vets league but ran a pilot league in 2014 based in Oldham, though most vets teams based in Trafford currently play in the Cheshire Vets Football League (CVFL). Much like vets teams, those clubs which have U21 teams tend to enter the Cheshire U21 County Football League (CUCFL). The increased interest in this league format suggests there is a likely desire to establish a league that runs centrally on 3G pitches midweek, however, accessing the required capacity at the preferable times from Tuesday to Thursday given the extensive existing bookings for team training and from other user groups is problematic. The CFA is interested in pursuing any opportunity to create a new midweek league should it be able to access a suitable facility at the right times and price.

### ***The football pyramid***

Manchester United FC plays at the highest level of English football in the Premier League and is the only fully professional club in Trafford. The Club is one of the wealthiest and most successful clubs in the world with 20 league titles with both the Club's stadium (Old Trafford) and training centre based in the Borough. The Manchester United Foundation provides support for various projects in the local area, targeting specified groups such as girl's football, physical activity and increasing participation of young people from ethnic minorities.

Bury FC play in the EFL League One, the third tier of the Football League. The Club is a Bury based club that does not play any home fixtures in the Borough. However, the Club's training base is within Trafford, at the Carrington Training Ground, with the site rented from Manchester City FC. The site is unavailable for community use.



## TRAFFORD PLAYING PITCH ASSESSMENT

---

Clubs within the step system must adhere to ground requirements set out by the FA. The higher the level of football being played the higher the requirements. Clubs cannot progress into the league/step above if the ground requirements do not meet the correct specifications. Ground grading, as it is referred to, assesses grounds from A to H, with 'A' being the requirements for Step 1 clubs.

Altrincham FC plays within the football pyramid and does so at the highest level of non-league clubs in Trafford at Step 2 in the National League North. Founded in 1891, the Club has been based at multiple sites in Trafford throughout its history and is currently based on Moss Lane in Hale. The ground has two all seater stands on one side, with the other three sides comprising terraces. The ground has good public transport links, with bus, train and metro stops all close by.

Trafford FC plays at Step 4 of the non-league football pyramid in the Evo-Stik Northern Premier League 1st Division North. The Club has its own home venue which meets the League's ground requirements.

The Manchester Football League (MFL) Premier Division is a Step 7 league and clubs are therefore subject to minimum ground grading requirements, with those seeking to achieve promotion to Step 6 needing to meet Grade H criteria. Only one of the 16 teams in the division is based in the Borough as the league takes in teams from across Greater Manchester including Bury, Rochdale, Trafford, Leigh and Oldham. Old Altrinchamians FC participate in this division and are based at Crossford Bridge.

There are three teams in total which play within the football pyramid shown in Table 2.5.

*Table 2.5: Summary of teams playing within the football pyramid structure*

Team	League	Level
Altrincham FC	National League North	Step 2
Trafford FC	Evo-Stik Northern Premier League (1 <sup>st</sup> Division North)	Step 4
Old Altrinchamians FC	Manchester Football League (Premier Division)	Step 7

### **Training**

Access to affordable floodlit training facilities is a key issue for most clubs in Trafford, particularly those with a large number of youth and mini teams. The majority of clubs responding to the online survey report demand for additional training facilities, with 57% of responses specifically stating a need for increased use of 3G pitches.

There are six full sized 3G pitches in the Borough, of which, all but one is available for community use. Not only is it difficult for teams to access sufficient capacity but those at some large clubs are spread across a number of venues where they can manage to find available timeslots including on small sized 3G pitches. There are nine sand or water based AGPs which are also available and used by teams for training but clubs still report demand for greater floodlit AGP provision. Access to AGPs for training is covered further in Part 7: Artificial Grass Pitches.

Some teams report occasionally training on match pitches when daylight allows, meaning that training only takes place at the beginning and end of teams' seasons.

# TRAFFORD PLAYING PITCH ASSESSMENT

## Future demand

Team generation rates are used below as the basis for calculating the number of teams likely to be generated in the future based on population growth.

Table 2.6: Borough team generation rates 2026

Age group	Current population within age group	Current no. of teams <sup>5</sup>	Team Generation Rate (2026)	Future population within age group	Predicted future number of teams	Additional teams that may be generated from the increased population
Senior Men's (16-45)	43,113	76	567	45,369	80	4
Senior Women (16-45)	43,906	9	4878	45,308	9.3	0.3
Youth Boys (12-15)	5,747	100	57	7,228	125.8	25.8
Youth Girls (12-15)	5,589	15	373	6,753	18.1	3.1
Youth Boys (10-11)	3,088	84	37	3,470	94.4	10.4
Youth Girls (10-11)	2,945	9	327	3,283	10	1
Mini-Soccer Mixed (8-9)	6,216	106	59	6,619	112.9	6.9
Mini-Soccer Mixed (6-7)	6,444	67	96	6,596	68.6	1.6

Table 2.7: Analysis area Team generation rates 2026

Age group	Additional teams that may be generated from the increased population (by Analysis Area)				
	North	Central	South	West	Total <sup>6</sup>
Senior Men's (16-45)	0	0	1	1	2
Senior Women (16-45)	0	0	0	0	0
Youth Boys (12-15)	2	7	9	5	23
Youth Girls (12-15)	0	0	0	2	2
Youth Boys (10-11)	0	3	2	3	8
Youth Girls (10-11)	0	0	0	0	0
Mini-Soccer Mixed (8-9)	0	2	2	1	5
Mini-Soccer Mixed (6-7)	0	0	0	1	1

Team generation rates (TGRs) based on future population growth, by analysis area, indicate that participation is anticipated to increase at all age groups except senior women (16-45). Forecasts suggest that participation increases are enough to amount to the creation of at least:

<sup>5</sup> Age group team numbers differ from Table 2.4 as forecasts are based on age rather than playing format. U17 and U18 teams affiliate to their respective County FA as juniors, however are generally considered to play on and require adult pitches and are considered by age boundaries to be in the adult age group

<sup>6</sup> When applied Borough wide, team generation rates forecast the total new participants sufficient to create an additional 50 teams. However, participation increases are not sufficient to equate to the creation of whole teams in some Areas, for example in practice only four whole teams can be created from increases equivalent to 4.5 teams. Therefore, when team generation rates are applied on an Analysis Area level, in practice it is likely that 41 new teams can be created with residual demand from participants additional to this likely to form part of existing squads.

## TRAFFORD PLAYING PITCH ASSESSMENT

- ◀ 2 adult men's teams
- ◀ 23 youth 11v11 boys' teams
- ◀ 8 youth 9v9 boys' teams
- ◀ 2 youth 11v11 girls' teams
- ◀ 5 mini 7v7 teams
- ◀ 1 mini 5v5 team

TGRs are based exclusively on future population forecasts and do not account for societal factors or changes in the way people may wish to play sport. Similarly, TGRs cannot account for specific targeted development work within certain areas or focused towards certain groups, such as NGB initiatives or coaching within schools. For example, there is a focus on developing girl's football both within Trafford and nationally which is likely to lead to more girls' teams in the future and therefore increased demand for pitches.

It is important to note that there has been a recent decrease nationally in participation at adult level and that the number of FA affiliated adult teams playing competitive football has dropped. Similarly, there has been a decline in the number of youth players making the transition from youth football to adult leagues.

A number of teams shown below highlighted clear plans to increase the number of teams for next season, totalling a requirement for a further 14 match equivalent sessions across different pitch types.

*Table 2.8: Summary of future demand reported by clubs*

Club	Future demand	Analysis area	Match equivalent sessions	Pitch type
AFC Urmston Meadowside	Mini 5v5 x 5	West	2.5	Mini 5v5
Altrincham Hale FC	Adult Men's	South	0.5	Adult
Brooklands Dragons JFC	Youth 9v9 Girls x 2	Central	1	Youth 9v9
	Youth 9v9 Boys		0.5	Youth 9v9
	Youth 11v11 Boys		0.5	Youth 11v11
George FC	Adult Men's	West	0.5	Adult
	Adult Women's		0.5	Adult
Longford Girls FC	Youth 11v11 Girls x 2	North	1	Youth 11v11
Reich Insurance Flixton FC	Adult Men's	West	0.5	Adult
Timperley FC	Youth 9v9 Boys x 2	South	1	Youth 9v9
	Youth 9v9 Girls		0.5	Youth 9v9
	Youth 11v11 Boys x 3		1.5	Youth 11v11
	Mini 5v5 x 4		2	Mini 5v5
Timperley Villa FC	Mini 5v5 x 2	South	1	Mini 5v5
Trafford Mersey FC	Adult Men's	West	0.5	Adult

The Strategy Report will contain a Housing Growth Scenario that will estimate the additional demand for football arising from specific individual allocated housing developments.

### ***Unmet and latent demand***

Unmet demand is existing demand that is not getting access to pitches. It is usually expressed, for example, when a team is already training but is unable to access a match

## TRAFFORD PLAYING PITCH ASSESSMENT

---

pitch, or when a league has a waiting list due to a lack of pitch provision, which in turn is hindering the growth of the League.

Latent demand is demand that evidence suggests may be generated from the current population should they have access to more or better provision. No clubs explicitly identified any latent demand though a few did refer to housing growth in the Borough and the need for new and improved sports facilities to accommodate increases in population.

Timperley FC expressed that there was unmet demand at each age group that currently is not able to participate due to a lack of available pitches. Similarly, Unicorn Athletic FC felt that the Club has unmet demand at U11 and U12 age groups, believing that if more youth 9v9 pitches were in place then four new teams could be established within the Club.

Sale United FC reports unmet demand for mini soccer at the U7 and U8 age groups and has a waiting list of 20 juniors across these age groups in total. The Club states it could field another two mini 5v5 teams but doesn't due to the cost of seeking and hiring additional training facilities and the need to find additional volunteer resource to run extra teams. The Club currently runs a community session on the 3G pitch at St Paul's Catholic High School (Manchester) to provide football opportunities for these juniors. Existing mini 5v5 teams play on small sided 3G pitches at Lucozade Powerleague Soccerdome and it is likely that any new Sale United FC teams at this age would also.

Altrincham Hale FC expressed that a lack of a pitch has meant that the Club has been unable to create an U19 team. The team would require an adult sized pitch and would allow a natural progression from age restricted youth football to open-aged adult football.

### ***Displaced demand***

Displaced demand refers to Trafford registered teams that are currently accessing pitches outside of the local authority for their home fixtures, normally because their pitch requirements cannot be met, which is usually because of pitch supply, in some cases quality issues or stipulated league requirements for access to certain facilities.

There is displaced demand from a number of adult teams which play outside of the Borough, mainly in Salford and Manchester. Only one displaced team expressed a preference to play matches within Trafford; a reserve team that plays matches at a different venue to the first team. Nine teams, across six clubs train outside of Trafford, with six of those teams expressing a preference to train within the Borough, closer to home venues.

## TRAFFORD PLAYING PITCH ASSESSMENT

Table 2.9: Summary of displaced match demand

Club	Team	Match equivalent sessions	Venue	District
Altrincham FC	Adult Men's	0.5	Egerton Boys Club	Cheshire East
Flixton Juniors	Adult Women's	0.5	Wythenshawe Sports Ground	Manchester
Reich Insurance Flixton FC	Adult Men's	0.5	Frederick Road	Salford
St John's (Chorlton) FC	Adult Men's	0.5	Wythenshawe Sports Ground	Manchester
	Mini 5v5 x 2	2	Various locations	Manchester
	Mini 7v7 x 2	2		
	Youth 9v9 x 2	1		
	Youth 11v11	0.5		

### 2.5: Supply and demand analysis

Having considered supply and demand, the tables below identify the overall spare capacity in each of the analysis areas for the different pitch types, based on match equivalent sessions. Future demand is based on both Team Generation Rates (TGRs), which are driven by population increases; and club development plans.

Table 2.10: Supply and demand balance of adult pitches

Analysis area	Actual spare capacity <sup>7</sup>	Demand (match equivalent sessions)					
		Overplay	Current total	Displaced demand <sup>8</sup>	Unmet demand	Future demand	Future total
North	12	-	12	0.5	-	-	11
Central	10.5	7	3.5	0.5	-	-	3
South	4	4	-	0.5	0.5	1	2
West	4.5	4	0.5	0.5	-	2.5	2.5
<b>Total</b>	<b>31</b>	<b>15</b>	<b>16</b>	<b>2</b>	<b>0.5</b>	<b>3.5</b>	<b>10</b>

The table above shows that there is current spare capacity totalling 16 match equivalent sessions per week when taking into account overplay and actual spare capacity. At present current spare capacity exists in all Analysis Areas except South which is at capacity. When considering displaced, unmet and future demand gathered from both TGRs and club plans this overall spare capacity reduces to 10 match equivalent sessions per week, with only the North and Central Analysis Areas having capacity. The capacity in the South Analysis Area becomes overplayed to two match equivalent sessions, whilst the West Area will have an overplay of 2.5 match equivalent sessions, a change from spare capacity of 2.5 match equivalent sessions.

<sup>7</sup> In match equivalent sessions per week

<sup>8</sup> On the basis that displaced teams were all to play back in the Borough

## TRAFFORD PLAYING PITCH ASSESSMENT

Table 2.11: Supply and demand balance of youth 11v11 pitches

Analysis area	Actual spare capacity <sup>9</sup>	Demand (match equivalent sessions)					
		Overplay	Current total	Displaced demand <sup>10</sup>	Unmet demand	Future demand	Future total
North	1.5	3.5	2	0.5	-	2	4.5
Central	2	1.5	0.5	-	2	4	5.5
South	-	4	4	-	-	6	10
West	1	4.5	3.5	-	-	3.5	7
<b>Total</b>	<b>4.5</b>	<b>13.5</b>	<b>9</b>	<b>0.5</b>	<b>2</b>	<b>15.5</b>	<b>27</b>

The table above shows that there is a current shortfall of nine match equivalent sessions per week in Trafford on youth 11v11 pitches, with only the Central Analysis Area displaying minimal spare capacity. Anticipated future, displaced and unmet demand would cause the overall shortfall to increase to a total of 27 match equivalent sessions per week, mainly as a result of the predicted new teams that will be created due to population increases and club developments.

The current shortfalls are likely to be greater given the number of youth 11v11 teams playing on adult pitches. In reality it is likely that a proportion of future demand will also play on adult pitches like many teams currently do in Trafford, though this is contrary to guidance in the FA Youth Review. As such, there is a clear need for an increase in youth 11v11 provision in order for this play to be transferred on to the correct pitch size.

Table 2.12: Supply and demand balance of youth 9v9 pitches

Analysis area	Actual spare capacity <sup>11</sup>	Demand (match equivalent sessions)					
		Overplay	Current total	Displaced demand <sup>12</sup>	Unmet demand	Future demand	Future total
North	2	-	2	1	-	-	1
Central	6	1.5	4.5	-	3	3	1.5
South	3	4	1	-	-	2.5	3.5
West	1.5	1	0.5	-	-	1.5	1
<b>Total</b>	<b>12.5</b>	<b>6.5</b>	<b>6</b>	<b>1</b>	<b>3</b>	<b>7</b>	<b>5</b>

The current picture shows that whilst there is currently spare capacity on youth 9v9 pitches amounting to six match equivalent sessions per week, there is a shortfall in the South Area. When accounting for reported club growth and TGRs, in addition to displaced and unmet demand, there is a future shortfall of five match equivalent sessions, with only the North Area maintaining spare capacity.

<sup>9</sup> In match equivalent sessions per week

<sup>10</sup> On the understanding that displaced teams wish to move back to the Borough

<sup>11</sup> In match equivalent sessions per week

<sup>12</sup> On the understanding that displaced teams wish to move back to the Borough

## TRAFFORD PLAYING PITCH ASSESSMENT

Table 2.13: Supply and demand balance of Mini 7v7 pitches

Analysis area	Actual spare capacity <sup>13</sup>	Demand (match equivalent sessions)					
		Overplay	Current total	Displaced demand <sup>14</sup>	Unmet demand	Future demand	Future total
North	3	-	3	2	-	-	1
Central	1	-	1	-	-	-	1
South	-	-	-	-	2	1	3
West	8	-	8	-	-	0.5	7.5
<b>Total</b>	<b>12</b>	<b>-</b>	<b>12</b>	<b>2</b>	<b>2</b>	<b>1.5</b>	<b>6.5</b>

Across Trafford there is current spare capacity of 12 match sessions per week, with no overplay present. Future demand from clubs is less for mini 7v7 pitches with most clubs planning to add mini teams at the lowest age group (U7 or 5v5) each year. There is future spare capacity of 6.5 match equivalent sessions per week when considering future demand and the potential movement of displaced and unmet demand to the Borough. There will be overplay in the South Area.

Table 2.14: Supply and demand balance of Mini 5v5 pitches

Analysis area	Actual spare capacity <sup>15</sup>	Demand (match equivalent sessions)					
		Overplay	Current total	Displaced demand <sup>16</sup>	Unmet demand	Future demand	Future total
North	-	-	-	2	-	-	2
Central	3.5	-	3.5	-	1	-	2.5
South	1	-	1	-	-	3	2
West	-	-	-	-	2	3	5
<b>Total</b>	<b>4.5</b>	<b>-</b>	<b>4.5</b>	<b>2</b>	<b>3</b>	<b>6</b>	<b>6.5</b>

Table 2.14 shows that although there is current spare capacity of 4.5 match equivalent sessions on mini 5v5 pitches, once accommodating existing displaced and unmet demand and future demand, this excess changes to an overplay amounting to 6.5 match equivalent sessions. The Central Analysis Area will nonetheless retain spare capacity.

### 2.4: Capacity analysis

The capacity for pitches to regularly provide for competitive play, training and other activity over a season is most often determined by quality. As a minimum, the quality and therefore the capacity of a pitch affects the playing experience and people's enjoyment of playing football. In extreme circumstances it can result in the inability of the pitch to cater for all or certain types of play during peak and off peak times. Pitch quality is often influenced by weather conditions and drainage.

As a guide, The FA has set a standard number of matches that each grass pitch type should be able to accommodate without adversely affecting its current quality (pitch capacity). Taking into consideration the guidelines on capacity the following was concluded in Trafford:

<sup>13</sup> In match equivalent sessions per week

<sup>14</sup> On the understanding that displaced teams wish to move back to the Borough

<sup>15</sup> In match equivalent sessions per week

<sup>16</sup> On the understanding that displaced teams wish to move back to the Borough

## TRAFFORD PLAYING PITCH ASSESSMENT

Adult pitches		Youth pitches		Mini pitches	
Pitch quality	Matches per week	Pitch quality	Matches per week	Pitch quality	Matches per week
Good	3	Good	4	Good	6
Standard	2	Standard	2	Standard	4
Poor	1	Poor	1	Poor	2

Table 2.15 applies the above pitch ratings against the actual level of weekly play recorded to determine a capacity rating as follows:

<b>Potential capacity</b>	Play is below the level the site could sustain
<b>At capacity</b>	Play matches the level the site can sustain
<b>Overused</b>	Play exceeds the level the site can sustain

### ***Education sites***

Education sites are considered within the capacity analysis, with some being used by mini and youth teams of local clubs. In many cases, where there is no identified community use at present there is little capacity to accommodate further play. Maintenance of school pitches is generally carried out to a basic standard and may not include much beyond grass cutting and line marking. This combined with the significant usage throughout the school week for curricular sport, extracurricular training sessions and fixtures often impacts on surface quality and far exceeds recommended capacity.

Tenure at school sites is generally considered to be unsecure given the nature of annual rental unless a formal community use or service level agreement (SLA) exists. Some schools do not allow community use in order to reduce further wear and tear on pitches which are already considered to be poor quality. Schools may also play fixtures on Saturday mornings during the winter because of bad light after school which may limit capacity for community use. In Trafford this is typically not the case at most state schools and academies and most school fixtures are played after school during the week until late October when visibility decreases, starting again in February when it improves. Alternatively, where schools have floodlit 3G pitches onsite they may use them to accommodate training and matches (if FA or FIFA certified) when visibility decreases.

The capacity of each pitch on a school site has had one match equivalent session added to current play per pitch as a result of curriculum and extra-curricular use.

### ***Peak time***

Peak time demand for adult and youth 11v11 football pitches is Sunday morning. This is affected by some youth 11v11 teams playing on adult pitches due to a greater availability of this pitch format. Mini 5v5, mini 7v7 and youth 9v9 pitches all have a peak period of Saturday morning. These peak period overlaps may present issues at some multi pitch or multi sport sites where a number of matches are played at once, or at sites where pitches are over marked. It could be particularly problematic with regards to changing facilities in terms of having enough changing rooms per pitch to sufficiently serve all matches being played at once, whilst the same peak period for both adult and junior football, on Sunday mornings, may create child welfare issues at sites where the two share pitches and therefore require exclusive changing and shower areas which need to be carefully coordinated and managed.



## TRAFFORD PLAYING PITCH ASSESSMENT

---

### ***Match Equivalent sessions***

Pitches have a limit of how much play they can accommodate over a certain period of time before their quality, and in turn their use, is adversely affected. As the main usage of pitches is likely to be for matches, it is appropriate for the comparable unit to be match equivalent sessions but may for example include training sessions and informal use.

At this stage match equivalent sessions does not equate to the number of pitches which are required/surplus. For example, an analysis area might show three match equivalent sessions of spare capacity but you would need to cross reference back to individual sites to determine where the spare capacity originates from. If it is spread across a number of sites then there is minimal spare capacity within the site which may be required to accommodate strategic reserve. If the spare capacity is on one pitch then it might indicate a need to create a different type of pitch to address a deficiency. This will be fully determined and recommendations will be made accordingly within the Strategy and Action Plan.

## TRAFFORD PLAYING PITCH ASSESSMENT

Table 2.15: Football pitch capacity analysis

Site ID	Site name	Analysis area	Security of tenure <sup>17</sup>	Community use	Management	Pitch type	Pitch size	Quality rating	No. of pitches <sup>18</sup>	Current play (in match equivalent sessions)	FA recommended site capacity (in match equivalent sessions)	Capacity (match equivalent sessions)	Match equivalent sessions available in peak period	Actual spare capacity	Comments
2	All Saints Catholic Primary School	West	Unsecure	Yes – unused	School	Mini	7v7	Poor	1	1	2	1	1	-	Spare capacity discounted due to being an unused school site and level of curriculum use unknown
6	Ashton on Mersey Health & Fitness Centre	Central	Secure	Yes	Trust	Adult		Standard	1	2.5	2	0.5	0.5	-	Overplayed pitch.
				Yes - unused		Youth	9v9	Standard	1	1	2	1	1	1	Actual spare capacity of one match session.
7	Ashton Park	Central	Secure	Yes – unused	Council	Youth	11v11	Standard	1	0	2	2	1	1	Actual spare capacity of one match session.
				Yes		Youth	9v9	Standard	1	2.5	2	0.5	0	-	Overplayed pitch.
9	Barton Clough Playing Fields	North	Secure	Yes	Council	Adult		Standard	2	0.5	4	4	1.5	1.5	Actual spare capacity of two match equivalent sessions.
						Mini	7v7	Standard	1	3	4	1	-	-	No actual spare capacity during peak period.
						Youth	11v11	Standard	1	1	2	1	0.5	0.5	Actual spare capacity at peak time
						Youth	9v9	Standard	1	1.5	2	0.5	-	-	No actual spare capacity during peak period.
10	Beech Avenue Recreation Ground	South	Secure	Yes	Council	Adult		Standard	2	2.5	4	1.5	2	1.5	Actual spare capacity of 1.5 match equivalent sessions.
						Youth	11v11	Standard	2	3.5	4	0.5	2	-	Spare capacity discounted to protect pitch quality.
						Youth	9v9	Standard	1	2.5	2	0.5	0	-	Overplayed pitch.
14	Bowdon Cricket - Hockey & Squash Club	South	Secure	Yes	Sports Club	Adult		Standard	1	1	2	1	0	-	No actual spare capacity during peak period.
						Mini	7v7	Standard	1	1.5	4	2.5	0	-	No actual spare capacity during peak period.
						Youth	9v9	Standard	1	3.5	2	1.5	0	-	Overplayed pitch.
				Yes - unused		Mini	5v5	Standard	1	0	4	4	1	1	Actual spare capacity of one match session.
18	Broadoak School (Partington Sports Village)	West	Secure	Yes	School	Adult		Standard	1	4.5	2	2.5	0	-	Overplayed pitch.
						Mini	7v7	Standard	1	1	4	3	1	1	Actual spare capacity of one match session.
						Youth	11v11	Standard	1	5.5	2	3.5	0	-	Overplayed pitch.
						Youth	9v9	Standard	2	4	5	1	0	-	No actual spare capacity during peak period.
19	Broadway	West	Secure	Yes	Council	Adult		Standard	3	2	6	4	1.5	1.5	Actual spare capacity of 1.5 match equivalent sessions.
						Mini	7v7	Standard	2	1	8	7	1	1	Actual spare capacity of one match session.
24	Cecil Avenue	Central	Secure	Yes - unused	Council	Adult		Standard	3	0	6	6	3	3	Actual spare capacity of three match sessions.
						Youth	9v9	Standard	1	0	2	2	1	1	Actual spare capacity of one match equivalent session.

<sup>17</sup> Unless local information suggests otherwise it can be assumed that the availability of all pitches in LA, town and parish council and sports club ownership will be secure.

<sup>18</sup> Where pitches are overmarked, recommended capacity is based on the larger pitch size, whilst type and usage of smaller pitch sizes marked within are shown in italics.

**TRAFFORD  
PLAYING PITCH ASSESSMENT**

Site ID	Site name	Analysis area	Security of tenure <sup>17</sup>	Community use	Management	Pitch type	Pitch size	Quality rating	No. of pitches <sup>18</sup>	Current play (in match equivalent sessions)	FA recommended site capacity (in match equivalent sessions)	Capacity (match equivalent sessions)	Match equivalent sessions available in peak period	Actual spare capacity	Comments
25	Chassen Road	West	Secure	Yes – unused	Council	Mini	7v7	Poor	1	0	2	2	1	1	Actual spare capacity of one match equivalent session.
				Yes		Youth	9v9	Poor	1	0.5	1	0.5	1	-	Actual spare capacity discounted to protect pitch quality.
27	Cloverlea Primary School	South	Unsecure	Yes	School	Mini	7v7	Standard	1	1.5	4	2.5	0.5	-	Actual spare capacity discounted due to unsecure nature of the pitch.
28	Cross Lane (Partington Youth Centre)	West	Secure	Yes	Council	Adult		Standard	2	0.5	4	3.5	1.5	1.5	Actual spare capacity of 1.5 match equivalent sessions.
						Mini	7v7	Standard	3	1.5	12	10.5	3	3	Actual spare capacity of three match equivalent sessions.
						Youth	9v9	Standard	2	3.5	4	0.5	0	-	No actual spare capacity during peak period.
				Yes - unused		Youth	11v11	Standard	1	0	2	2	1	1	Actual spare capacity of one match session.
29	Crossford Bridge	Central	Secure	Yes	Sports Club	Adult		Good/Standard	3	5.5	7	1.5	0	-	No actual spare capacity during peak period.
						Mini	7v7	Good	5	4	30	26	1	1	Actual spare capacity of one match session.
						Youth	9v9	Standard	2	3.5	4	0.5	0	-	No actual spare capacity during peak period.
31	Davyhulme Primary School	West	Unsecure	No	School	Mini	7v7	Good	3	3	18	15	0	-	No actual spare capacity during peak period.
33	Firs Primary School	Central	Unsecure	No	School	Mini	5v5	Standard	1	1	4	3	0	-	No actual spare capacity during peak period.
						Mini	7v7	Standard	1	1	4	3	0	-	No actual spare capacity during peak period.
37	Flixton Football Club	West	Secure	Yes	Sports Club	Adult		Standard	1	1	2	1	0.5	0.5	Actual spare capacity of 0.5 match sessions.
38	Flixton Girls' School	West	Unsecure	No	School	Adult		Standard	1	1	2	1	0	-	Unavailable for community use.
39	Flixton Park	West	Secure	Yes	Council	Adult		Standard	4	5.5	8	2.5	0	-	No actual spare capacity during peak period.
						Mini	7v7	Standard	1	0.5	4	3.5	1	1	Actual spare capacity of one match session.
						Youth	9v9	Standard	1	0.5	2	1.5	1	1	Actual spare capacity of one match session.
41	Grove Park	South	Secure	Yes	Council	Mini	7v7	Standard	1	1	4	3	0	-	No actual spare capacity during peak period.
						Youth	11v11	Poor	3	7	3	4	3	-	Overplayed pitch.
						Youth	9v9	Standard	1	1.5	2	0.5	0	-	No actual spare capacity during peak period.
45	Halecroft Park	South	Secure	Yes	Council	Adult		Standard	1	2	2	-	1	-	Pitch is at capacity.
51	Highfield Park	North	Secure	Yes	Council	Mini	5v5	Poor	1	1.5	2	0.5	0	-	No actual spare capacity during peak period.
						Mini	7v7	Poor	1	1.5	2	0.5	0	-	No actual spare capacity during peak period.
						Youth	9v9	Poor	1	1	1	-	0	-	Pitch is at capacity.

**TRAFFORD  
PLAYING PITCH ASSESSMENT**

Site ID	Site name	Analysis area	Security of tenure <sup>17</sup>	Community use	Management	Pitch type	Pitch size	Quality rating	No. of pitches <sup>18</sup>	Current play (in match equivalent sessions)	FA recommended site capacity (in match equivalent sessions)	Capacity (match equivalent sessions)	Match equivalent sessions available in peak period	Actual spare capacity	Comments
54	Jacksons Boat Ground	Central	Secure	Yes	Pub	Adult		Poor	1	0.5	1	0.5	0.5	-	Actual spare capacity discounted to protect pitch quality.
56	Lees Field	West	Secure	Yes	Council	Adult		Poor	1	0.5	1	0.5	1	-	Actual spare capacity discounted to protect pitch quality.
						Mini	7v7	Standard	1	3.5	4	0.5	0	-	No actual spare capacity during peak period.
						Youth	11v11	Standard	2	5	4	1	0	-	Overplayed pitch.
						Youth	9v9	Standard	1	3	2	1	0.5	-	Overplayed pitch.
58	Lime Tree Primary Academy	Central	Unsecure	Yes – unused	School	Mini	7v7	Standard	1	1	4	3	1	-	Actual spare capacity discounted to protect pitch quality.
60	Longford Park	North	Secure	Yes	Council	Youth	11v11	Standard	1	1	2	1	1	1	Actual spare capacity of one match session.
				Yes - unused		Mini	7v7	Standard	1	0	4	4	1	1	Actual spare capacity of one match session.
				Youth		9v9	Standard	1	0	2	2	1	1	Actual spare capacity of one match session.	
62	Lostock College	North	Unsecure	No – disused	School	Adult		Poor	1	1	1	-	-	-	Pitch is disused.
63	Lostock Park	North	Secure	Yes - unused	Council	Adult		Poor	3	0	6	6	3	3	Actual spare capacity of three match sessions.
65	Manor Avenue	Central	Secure	Yes	Council	Adult		Poor	2	1.5	2	0.5	1	-	Actual spare capacity discounted to protect pitch quality.
67	Mersey Valley Sports Club	West	Secure	Yes	Sports Club	Adult		Poor	2	3.5	2	1.5	1.5	-	Overplayed pitch.
						Youth	9v9	Poor	1	1	1	-	0.5	-	Pitch is at capacity.
69	Moor Nook Park	Central	Secure	Yes - unused	Council	Adult		Poor	1	0	1	1	1	0.5	Actual spare capacity of 0.5 match sessions to protect pitch quality.
						Youth	11v11	Poor	1	0	1	1	1	0.5	Actual spare capacity of 0.5 match sessions to protect pitch quality.
71	Moss Lane	South	Secure	Yes	Sports Club	Adult		Good	1	0.5	3	2.5	1	1	Actual spare capacity of one match session.
74	Navigation Road Rec	South	Secure	Yes	Council	Adult		Standard	1	1.5	2	0.5	1	0.5	Actual spare capacity of 0.5 match equivalent sessions.
75	North Cestrian Grammar School Playing Fields	South	Unsecure	No	School	Adult		Poor	1	1	1	-	-	-	Unavailable for community use.
						Youth	11v11	Poor	2	2	2	-	-	-	Unavailable for community use.
						Youth	9v9	Poor	1	1	1	-	-	-	Unavailable for community use.
80	Partington Primary School	West	Unsecure	No	School	Mini	7v7	Standard	1	1	4	3	-	-	Unavailable for community use.
87	Sale Grammar School	Central	Unsecure	No	School	Adult		Standard	1	1	2	1	-	-	Unavailable for community use.
						Youth	9v9	Standard	1	1	2	1	-	-	Unavailable for community use.

**TRAFFORD  
PLAYING PITCH ASSESSMENT**

Site ID	Site name	Analysis area	Security of tenure <sup>17</sup>	Community use	Management	Pitch type	Pitch size	Quality rating	No. of pitches <sup>18</sup>	Current play (in match equivalent sessions)	FA recommended site capacity (in match equivalent sessions)	Capacity (match equivalent sessions)	Match equivalent sessions available in peak period	Actual spare capacity	Comments
88	Sale High School	Central	Unsecure	Yes	School	Adult		Standard	1	3.5	2	1.5	1	-	Overplayed pitch.
						Youth	11v11	Poor	1	2.5	1	1.5	1	-	Overplayed pitch.
						Youth	9v9	Standard	1	3	2	1	1	-	Overplayed pitch.
89	Sale Sports Club Main Ground	Central	Secure	Yes	Sports Club	Mini	7v7	Good	1	1	6	5	0	-	No actual spare capacity during peak period.
				Yes - unused		Youth	9v9	Good	1	0	4	4	1	1	Actual spare capacity of one match session.
90	Sale Sports Club (Clarendon Crescent)	Central	Secure	Yes	Sports Club	Youth	11v11	Poor	2	1	2	1	1	0.5	Actual spare capacity of 0.5 match sessions to protect pitch quality.
91	Salisbury Road	South	Secure	Yes	Council	Adult		Standard	1	4	2	2	0	-	Overplayed pitch.
				Yes		Mini	7v7	Standard	4	4.5	14	9.5	0	-	No actual spare capacity during peak period.
				Yes		Youth	11v11	Standard	1	1.5	2	0.5	0	-	No actual spare capacity during peak period.
				Yes - unused		Youth	9v9	Poor	2	0	2	2	2	1.5	Actual spare capacity of 1.5 match sessions to protect pitch quality.
92	Seymour Park	North	Secure	Yes	Council	Adult		Standard	1	0.5	2	1.5	0.5	0.5	Actual spare capacity of 0.5 match session.
93	Smith Fields	Central	Secure	Yes	Council	Adult		Standard	1	7	2	5	0	-	Overplayed pitch.
						Mini	7v7	Standard	2	3	8	5	0	-	No actual spare capacity during peak period.
				Yes - unused		Mini	5v5	Standard	5	0	20	20	5	5	Actual spare capacity of five match equivalent sessions.
94	St Ambrose College	South	Unsecure	No	School	Youth	11v11	Standard	1	1	2	1	-	-	Unavailable for community use.
95	St Ann's RC Primary School	North	Unsecure	No	School	Mini	7v7	Standard	1	1	4	3	-	-	Unavailable for community use.
96	St Anthony's Catholic College	West	Unsecure	Yes	School	Adult		Standard	1	1.5	2	0.5	1	-	Actual spare capacity discounted to protect pitch quality.
				Yes - unused		Youth	9v9	Standard	1	1	2	1	1	-	Spare capacity discounted due to being an unused school site and level of curriculum use unknown
97	St Bride's Park	North	Secure	Yes - unused	Council	Adult		Standard	1	0	2	2	1	1	Actual spare capacity of one match equivalent sessions.
						Mini	7v7	Standard	1	0	4	4	1	1	Actual spare capacity of one match session.
						Youth	9v9	Standard	1	0	2	2	1	1	Actual spare capacity of one match session.
99	St Hughs Catholic Primary School	South	Unsecure	Yes	School	Mini	7v7	Standard	3	6	12	6	0	-	No actual spare capacity during peak period.
101	Stamford Park	South	Secure	Yes - unused	Council	Youth	9v9	Standard	1	0	2	2	1	1	Actual spare capacity of one match session.
103	Stretford Grammar School	North	Unsecure	No	School	Adult		Poor	1	1	1	-	-	-	Unavailable for community use.
				Yes		Youth	9v9	Poor	1	1	1	-	1	-	Pitch is at capacity.

**TRAFFORD  
PLAYING PITCH ASSESSMENT**

Site ID	Site name	Analysis area	Security of tenure <sup>17</sup>	Community use	Management	Pitch type	Pitch size	Quality rating	No. of pitches <sup>18</sup>	Current play (in match equivalent sessions)	FA recommended site capacity (in match equivalent sessions)	Capacity (match equivalent sessions)	Match equivalent sessions available in peak period	Actual spare capacity	Comments
104	The Grammar	South	Unsecure	No	School	Adult		Standard	1	1	2	1	-	-	Unavailable for community use.
						Youth	9v9	Standard	1	1	2	1	-	-	Unavailable for community use.
105	Timperley Cricket Hockey and Lacrosse	South	Secure	Yes	Sports Club	Mini	7v7	Good	2	3	12	9	0	-	No actual spare capacity during peak period.
106	Timperley Recreation Ground	South	Secure	Yes	Council	Adult		Poor	1	1	1	-	1	-	Pitch is at capacity.
				Yes - unused		Youth	9v9	Poor	1	0	1	1	1	0.5	Actual spare capacity of 0.5 match sessions to protect pitch quality.
111	Trafford Football Club	West	Secure	Yes	Sports Club	Adult		Good	1	0.5	3	2.5	1	1	Actual spare capacity of one match session.
113	Turn Moss	North	Secure	Yes	Council	Adult		Poor	18	3	18	15	15	6	Actual spare capacity of six match sessions to protect pitch quality.
						Mini	7v7	Standard/Poor	2	2	6	4	1	1	Actual spare capacity of one match session.
						Youth	11v11	Poor	2	5.5	2	3.5	0	-	Overplayed pitch.
						Youth	9v9	Poor	2	1	2	1	2	-	Actual spare capacity discounted to protect pitch quality.
115	Urmston Grammar Academy	West	Unsecure	No	School	Adult		Standard	1	1	2	1	-	-	Unavailable for community use.
						Youth	9v9	Standard	1	1	2	1	-	-	Unavailable for community use.
118	Walton Park	Central	Secure	Yes - unused	Council	Adult		Standard	1	0	2	2	1	1	Actual spare capacity of one match session.
				Yes		Youth	9v9	Standard	1	1.5	2	0.5	1	0.5	Actual spare capacity of 0.5 match equivalent sessions.
120	Weathercock Farm	Central	Secure	Yes	Council	Adult		Standard	2	1	4	3	1.5	1.5	Actual spare capacity of 1.5 match sessions.
121	Wellacre Academy	West	Unsecure	Yes	School	Adult		Good	3	6	9	3	2	-	Actual spare capacity discounted due to unsecure nature of the pitch.
						Youth	9v9	Good	1	3.5	4	0.5	0	-	No actual spare capacity during peak period.
122	Wellfield Junior School	Central	Unsecure	Yes	School	Mini	5v5	Standard	1	1	4	3	1	-	Actual spare capacity discounted due to unsecure nature of the pitch.
						Mini	7v7	Standard	1	4	4	-	0	-	Pitch is at capacity.
124	Willows Primary School	South	Unsecure	Yes	School	Youth	9v9	Standard	1	1.5	2	0.5	0.5	-	Actual spare capacity discounted due to unsecure nature of the pitch.
125	Woodheys Primary School	Central	Unsecure	Yes – unused	School	Mini	7v7	Standard	2	2	8	6	2	-	Spare capacity discounted due to being an unused school site and level of curriculum use unknown

**TRAFFORD  
PLAYING PITCH ASSESSMENT**

Site ID	Site name	Analysis area	Security of tenure <sup>17</sup>	Community use	Management	Pitch type	Pitch size	Quality rating	No. of pitches <sup>18</sup>	Current play (in match equivalent sessions)	FA recommended site capacity (in match equivalent sessions)	Capacity (match equivalent sessions)	Match equivalent sessions available in peak period	Actual spare capacity	Comments
126	Woodsend Park	West	Secure	Yes	Council	Adult		Standard	1	1	2	1	0	-	No actual spare capacity during peak period.
						Mini	7v7	Standard	2	2.5	8	5.5	0	-	No actual spare capacity during peak period.
						Youth	9v9	Standard	1	1.5	2	0.5	0	-	No actual spare capacity during peak period.
129	Stretford High School	North	Unsecure	Yes	School	Adult		Standard	1	1.5	2	0.5	0.5	-	Actual spare capacity discounted due to unsecure nature of the pitch.
130	Sale Moor Cricket Club	Central	Secure	Yes	Sports Club	Adult		Good/Standard	3	2.5	7	4.5	3	3	Actual spare capacity of three match sessions.
						Mini	5v5	Standard	4	0.5	16	15.5	3.5	3.5	Actual spare capacity of 3.5 match sessions.
						Mini	7v7	Good	2	2.5	12	9.5	0	-	No actual spare capacity during peak period.
						Youth	9v9	Good	2	0.5	8	7.5	2	2	Actual spare capacity of two match sessions.
132	Carrington Training Ground	West	Secure	No	Sports Club	Adult		Standard	7	0	14	14	-	-	Unavailable for community use.
134	Selsey Avenue Playing Fields	Central	Secure	Yes	Council	Youth	11v11	Poor	2	1.5	2	0.5	1	-	Actual spare capacity discounted to protect pitch quality.
				Yes - unused		Adult		Poor	1	0	1	1	1	0.5	Actual spare capacity of 0.5 match sessions to protect pitch quality.
				Youth		9v9	Poor	1	0	1	1	1	0.5	Actual spare capacity of 0.5 match sessions to protect pitch quality.	
135	Bowdon Country Club and Spa	South	Secure	Yes	Private	Adult		Poor	1	1	1	-	1	-	Pitch is at capacity.
						Youth	9v9	Poor	1	1	1	-	0	-	Pitch is at capacity.
136	Brentwood High School & Community School	Central	Unsecure	Yes – unused	School	Youth	9v9	Standard	1	1	2	1	1	-	Spare capacity discounted due to being an unused school site and level of curriculum use unknown
137	Victoria Park Junior School	North	Unsecure	Yes – unused	School	Mini	7v7	Standard	1	1	4	3	1	-	Spare capacity discounted due to being an unused school site and level of curriculum use unknown
138	Oldfield Brow Recreation Ground	South	Secure	Yes – unused	Council	Adult		Standard	1	0	1	1	1	1	Actual spare capacity of one match sessions to protect pitch quality.
139	Dainewell Park	Central	Secure	Yes – unused	Council	Adult		Standard	1	0	2	2	1	1	Actual spare capacity of one match session.
				Yes		Youth	11v11	Standard	1	1	2	1	0	-	No actual spare capacity during peak period.
141	Ashton on Mersey Rugby Club	West	Secure	Yes	Sports Club	Mini	7v7	Poor	1	1	2	1	0	-	No actual spare capacity during peak period.
143	St Vincent's Catholic Primary School	South	Unsecure	Yes	School	Mini	7v7	Standard	2	4	8	4	0	-	No actual spare capacity during peak period.
144	Broadheath Primary School	South	Unsecure	Yes	School	Youth	9v9	Standard	1	4	2	2	0	-	Overplayed pitch.

**TRAFFORD  
PLAYING PITCH ASSESSMENT**

Site ID	Site name	Analysis area	Security of tenure <sup>17</sup>	Community use	Management	Pitch type	Pitch size	Quality rating	No. of pitches <sup>18</sup>	Current play (in match equivalent sessions)	FA recommended site capacity (in match equivalent sessions)	Capacity (match equivalent sessions)	Match equivalent sessions available in peak period	Actual spare capacity	Comments
145	Holy Family Catholic Primary School	Central	<b>Unsecure</b>	Yes	School	Youth	9v9	Standard	1	2	2	-	0	-	Pitch is at capacity.
146	Our Lady & English Martyrs Parish Centre	West	Secure	Yes	Council	Mini	7v7	Standard	1	0.5	4	3.5	0.5	0.5	Actual spare capacity of 0.5 match sessions.
147	Acre Hall Primary School	West	<b>Unsecure</b>	Yes	School	Mini	5v5	Standard	1	2.5	4	1.5	0	-	No actual spare capacity during peak period.
148	Egerton High School	West	<b>Unsecure</b>	Yes	School	Mini	7v7	Standard	1	3.5	4	0.5	0	-	No actual spare capacity during peak period.
149	Bowdon Church School	South	<b>Unsecure</b>	Yes	School	Adult		Standard	1	4	2	2	0	-	Overplayed pitch.
						Mini	5v5	Standard	1	3	4	1	0	-	No actual spare capacity during peak period.
150	Wellgreen Primary School	South	<b>Unsecure</b>	Yes	School	Mini	7v7	Standard	1	3.5	4	0.5	0	-	No actual spare capacity during peak period.
151	Partington Housing Association	West	Secure	Yes	Council	Mini	7v7	Standard	1	0.5	4	3.5	0.5	0.5	Actual spare capacity of 0.5 match sessions.
						Youth	9v9	Standard	1	0.5	2	1.5	0.5	0.5	Actual spare capacity of 0.5 match sessions.
152	Brooklands Primary School	Central	<b>Unsecure</b>	Yes	School	Youth	9v9	Standard	2	2	3	1	1	-	Actual spare capacity discounted as pitch is unsecure.
153	Highfield Primary School	West	<b>Unsecure</b>	Yes – unused	School	Youth	9v9	Standard	1	1	2	1	1	-	Spare capacity discounted due to being an unused school site and level of curriculum use unknown.
154	Park Road Sale Primary School	Central	<b>Unsecure</b>	No	School	Mini	7v7	Standard	1	1	4	3	-	-	Unavailable for community use.



## TRAFFORD PLAYING PITCH ASSESSMENT

### *Spare capacity*

The next step is to ascertain whether or not any identified 'potential capacity' can be deemed 'actual spare capacity'. There may be situations where, although a site is highlighted as potentially able to accommodate some additional play, this should not be recorded as spare capacity against the site. For example, a site may be managed to regularly operate slightly below full capacity to ensure that it can cater for a number of regular friendly matches and activities that take place but are difficult to quantify on a weekly basis. Whether a site has actual spare capacity is detailed in Table 2.15.

Overmarked pitches which are used and exhibit potential spare capacity have not been considered available to accommodate further play in order to protect pitch quality, given the nature of repeated and sustained use over a short period of time. In the instance of mini soccer pitches over marked onto adult or youth 11v11 pitches, mini play has been equated to 0.25 match equivalent sessions due to use of a limited area rather than the whole pitch.

A pitch is only said to have 'actual spare capacity' if it is available for community use and available at the peak time for that format of the game. Any pitch not meeting the criteria has been discounted.

Pitches that are of a poor quality are not deemed to have actual spare capacity due to the already low carrying capacity. Any identified spare capacity should be retained in order to relieve the pitches of use, which in turn will aid the improvement of pitch quality. It must also be noted that teams do not want to play on poor quality pitches.

School sites that are currently available for community use but unused are also not considered to have actual spare capacity as the full extent of curriculum use of these pitches cannot be determined. Further consultation with the providers is therefore recommended to fully understand community use aspects, i.e. are the pitches available during peak time and are they available throughout the playing season.

Some schools do not allow community use in order to protect the quality of grass pitches for their own use throughout the week.

There is a total of 64.5 match equivalent sessions of actual spare capacity located across pitches which are available for community use and are not unused school sites. Those have been discounted for the aforementioned reason.

*Table 2.16: Actual Spare capacity summary (as identified in Table 2.15)*

Analysis area	Actual spare capacity (match equivalent sessions per week)				
	Adult	Youth 11v11	Youth 9v9	Mini 7v7	Mini 5v5
North	12	1.5	2	3	-
Central	10.5	2	6	1	3.5
South	4	-	3	-	1
West	4.5	1	1.5	8	-
<b>Total</b>	<b>31</b>	<b>4.5</b>	<b>12.5</b>	<b>12</b>	<b>4.5</b>

## TRAFFORD PLAYING PITCH ASSESSMENT

### Overplay

Overplay occurs when there is more play accommodated on a site than it is able to sustain (which can often be due to the low carrying capacity of the pitches). Only sites which are overplayed and have current community use have been included in the overplay summary, therefore school sites which may be overplayed due to curriculum use and school fixtures have not been included.

Table 2.17: Overplay on football pitches (as identified in Table 2.15)

Site ID	Site name	Analysis area	Pitch type	Pitch size	No. of pitches	Match equivalent sessions
6	Ashton on Mersey Health & Fitness Centre	Central	Adult		1	0.5
7	Ashton Park	Central	Youth	9v9	1	0.5
10	Beech Avenue Recreation Ground	South	Youth	9v9	1	0.5
14	Bowdon Cricket - Hockey & Squash Club	South	Youth	9v9	1	1.5
18	Broadoak School (Partington Sports Village)	West	Adult		1	2.5
			Youth	11v11	1	3.5
41	Grove Park	South	Youth	11v11	3	4
56	Lees Field	West	Youth	11v11	2	1
			Youth	9v9	1	1
67	Mersey Valley Sports Club	West	Adult		2	1.5
88	Sale High School	Central	Adult		1	1.5
			Youth	11v11	1	1.5
			Youth	9v9	1	1
91	Salisbury Road	South	Adult		1	2
93	Smith Fields	Central	Adult		1	5
113	Turn Moss	North	Youth	11v11	2	3.5
144	Broadheath Primary School	South	Youth	9v9	1	2
149	Bowdon Church Primary School	South	Adult		1	2
<b>Total</b>					<b>23</b>	<b>35</b>

Overplay on football pitches in Trafford amounts to 35 match equivalent sessions across 23 pitches, the majority of which (43 %) are on adult pitches. In several cases this likely due to the extensive use of adult pitches for both adult and youth 11v11 football, whilst at some sites pitches are subject to over marking, subsequently intensifying the use of the same pitch space for a number of matches each weekend, particularly at peak time.

# TRAFFORD PLAYING PITCH ASSESSMENT

Table 2.18: Overlay summary

Analysis area	Overlay (match equivalent sessions per week)				
	Adult	Youth 11v11	Youth 9v9	Mini 7v7	Mini 5v5
North	-	3.5	-	-	-
Central	7	1.5	1.5	-	-
South	4	4	4	-	-
West	4	4.5	1	-	-
<b>Total</b>	<b>15</b>	<b>13.5</b>	<b>6.5</b>	-	-

## Football – grass pitch summary

- ◀ All pitch types currently exhibit spare capacity with the exception of youth 11v11 pitches which display a shortfall of nine match equivalent sessions. However, many teams play on adult pitches and the current shortfall would be greater if they were playing on youth 11v11 pitches in line with FA recommendations.
- ◀ When considering future demand, current shortfalls on youth 11v11 pitches will be exacerbated whilst there will also be shortfalls of match equivalent sessions on youth 9v9 and mini 5v5 pitches.
- ◀ The audit identifies a total of 240 grass football pitches in Trafford of which 211 are reported to be available for community use on some level. There are 20 available pitches which currently have no regular recorded community club use.
- ◀ There is just one small sized FA certified 3G pitch in Trafford on which competitive football matches can be played.
- ◀ Most available pitches in Trafford (38%) are adult sized which is, in part, due to youth 11v11 teams playing on adult pitches.
- ◀ The majority (63%) of pitches available for community use are rated as standard quality, with 27% rated as poor and only 21 pitches as good, equating to just 10%.
- ◀ Changing facilities are a key issue at several football sites, particularly the cost of gaining access to them.
- ◀ Most clubs in Trafford that lease home venues are considered to have secure tenure.
- ◀ A total of 466 affiliated teams are identified as playing matches on football pitches within Trafford. There are 60 teams recorded as consistently playing home matches on 3G pitches.
- ◀ Team generation rates based on population indicate the likely creation of an additional four adult teams, 39 youth teams and seven mini soccer teams across the Borough.
- ◀ Many teams highlight a lack of accessible and affordable floodlit training facilities as a key issue. Some export demand to 3G pitches in neighbouring authorities such as Manchester and Salford, whilst others make use of a number of sites, some with small sized AGPs or indoor facilities.
- ◀ Actual spare capacity in Trafford amounts to 64.5 match equivalent sessions across all pitches types, some of which exists on pitches which are available but currently unused by clubs.
- ◀ There are 23 pitches overplayed across Trafford, totalling 35 match sessions.

# TRAFFORD PLAYING PITCH ASSESSMENT

---

## PART 3: CRICKET

### 3.1: Introduction

Cheshire Cricket Board (CCB) and Lancashire Cricket Board (LCB) serve as the governing and representative bodies for cricket within Trafford. Their aim is to promote the game at all levels through partnerships with professional and recreational cricketing clubs, and other appropriate agencies.

Senior cricket is typically played on Saturday afternoons, however; there is some play both on Sunday afternoons and midweek when teams typically play in short format competitions. There are also a number of local cricket leagues across Trafford which service teams in the area. Some of the main senior leagues include:

- ◀ Cheshire Cricket Alliance (CCA)
- ◀ Cheshire County Cricket League (CCCL)
- ◀ Cheshire County Cricket League Over 40's (CO40CL)
- ◀ UKFast Cheshire Cricket League (UKCCL)
- ◀ Greater Manchester Cricket League (GMCL)
- ◀ Greater Manchester Amateur Cricket League (GMACL)

The youth league structure in Trafford tends to be club based matches which are played midweek or on Sunday mornings dependant on age group. There is usually no conflict with access to squares and any midweek matches are usually played on different nights, whilst Sunday morning matches are played before senior matches in the afternoon. The main leagues for junior cricket are the South Manchester Junior Cricket League (SMJCL) and the CCCL Junior Leagues. The Cheshire High Peak Junior Cricket League covers the Macclesfield, Stockport and Cheshire High Peak areas and may be accessible for Trafford based clubs, though none currently have junior teams playing as part of this league.

### ***Consultation***

Face to face consultation was carried out with five of the 15 affiliated cricket clubs playing in Trafford. Based on the contact information supplied by CCB and LCB, consultation either via face to face or through completion of an online survey currently represents an 80% club response rate. Only in Time CC, North West Rockers CC and Urmston CC did not provide a survey submission. The following clubs were met with face to face:

- ◀ Bowdon CC
- ◀ Brooklands CC
- ◀ Flixton CC
- ◀ Old Trafford CC
- ◀ Sale CC

### 3.2: Supply

In total, there are 19 natural turf cricket squares in Trafford where there are multiple natural turf squares at Brooklands Sports Club and Timperley Cricket Hockey and Lacrosse Club. There are three natural turf squares at school sites, none of which are available for community use. Four natural turf squares are also supplemented with non-turf pitches (NTPs) laid alongside them, as shown in Table 3.2.

## TRAFFORD PLAYING PITCH ASSESSMENT

---

Lancashire County Cricket Club is based in the Borough, at Old Trafford Cricket Ground. The Club is fully professional, first class standard, as a result of which, community use of its home venue is limited extending to events such as cup finals.

*Table 3.1: Summary of grass cricket pitches in Trafford*

Analysis area	No. of available pitches	No. of unavailable pitches	Total
North	2	1	3
Central	6	-	6
South	5	3	8
West	2	-	2
<b>Total</b>	<b>15</b>	<b>4</b>	<b>19</b>

There are 15 natural turf cricket squares in Trafford which are available for community use in some capacity and a further four in the North and South Analysis Areas are unavailable. The South Area has the most pitches overall (42%).

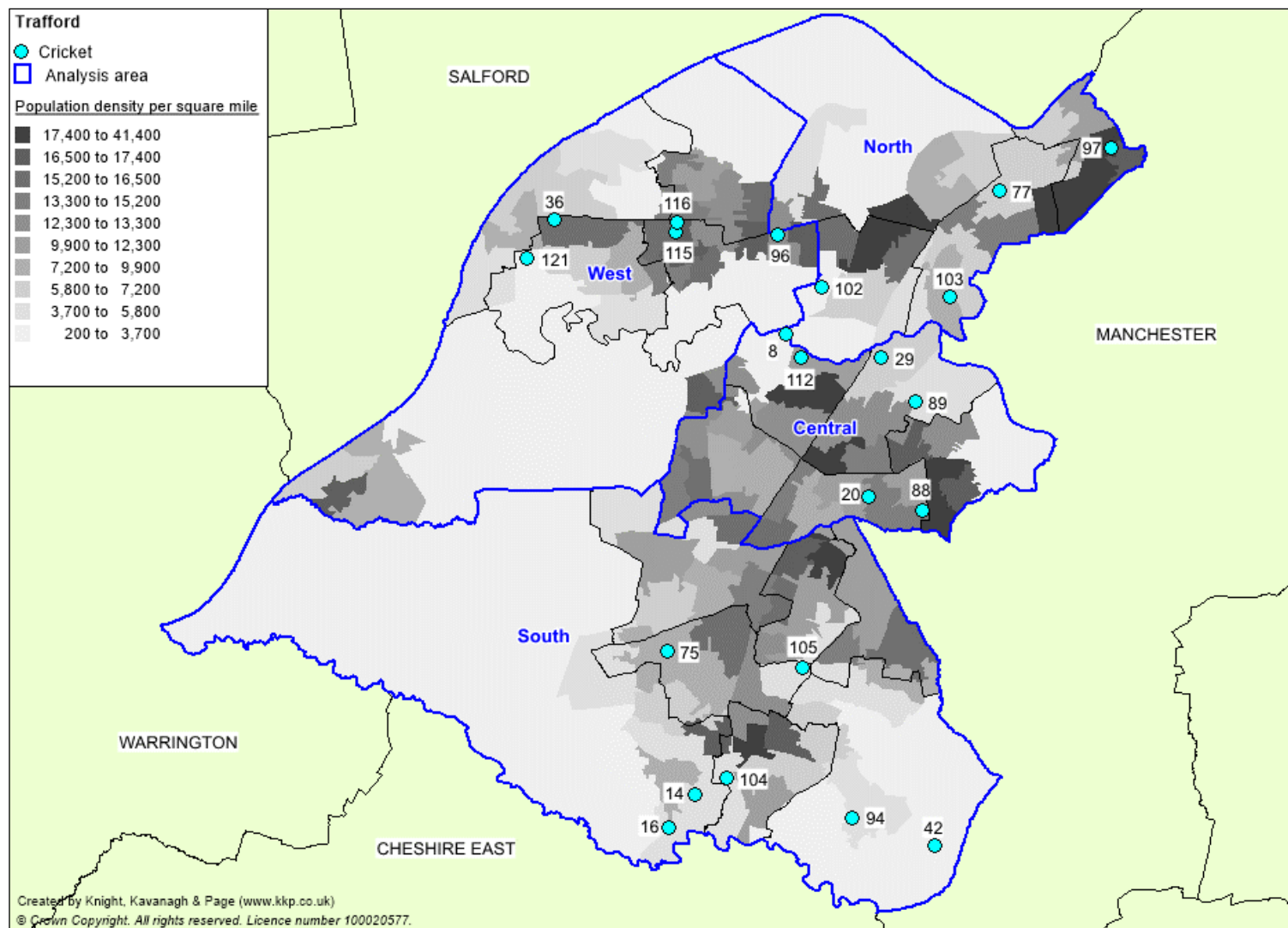
The map below shows the location of all cricket squares in Trafford. For a key to the map see Table 3.7.

### ***Disused wickets***

Sale Moor CC amalgamated with Brooklands CC in 2007 and the Sale Moor Cricket Club site is now no longer maintained as a cricket pitch, instead managed by a private leaseholder and used for football.

# TRAFFORD PLAYING PITCH ASSESSMENT

Figure 3.1: Location of natural turf cricket squares in Trafford



## TRAFFORD PLAYING PITCH ASSESSMENT

### **Non-turf pitches (NTPs)**

There are 12 non-turf pitches (NTPs) located across ten sites, of which, nine are at school sites. In total, there are five NTPs available for community use in some capacity, with the seven unavailable NTPs all located at school sites.

There is one disused NTP at Wellacre Academy; this NTP is disused as the School has no demand for cricket. The School also deem the NTP unsafe and hope to remove it to allow the space to be utilised in other ways.

Stretford Grammar School has two disused NTPs with the school not having any curriculum use. Similar to the NTP at Wellacre Academy, Stretford Grammar School would ideally remove the pitches to allow different use of the space.

The standalone NTP at St Anthony's Catholic College is available for community use but the School report that it is unused due to a lack of demand.

An NTP is considered able to take 60 matches per season although this may include training sessions where on occasions mobile nets may be used as a practice facility. Seven NTPs are situated on natural turf squares, three at club sites therefore access and use is generally limited by midweek match play where accompanying natural turf squares.

The ECB TS6 Guidance on Performance Standards for Cricket Pitches Intended for Outdoor Use sets requirements for NTPs to be used for matches and practice areas, though there are currently no standards for outfielders. The ECB highlights that NTPs which follow this guidance are suitable for high level play.

The ECB Get the Game On campaign is focused on increasing participation and reducing the number of matches cancelled in order to keep people interested and playing. During the campaign's inaugural year in 2015 there were 6% more games played nationally with 5% less matches cancelled. Use of NTPs for league cricket may present a way forward to fulfilling more fixtures and use of NTPs for league cricket may increase in future.

Play on NTPs is not preferred in Trafford for club cricket and with only Urmston CC men's third team using one for match play at Urmston Grammar. Given the current supply and limited use, Trafford is well served for NTPs at present and in view of future demand. Senior club match play at weekends is generally not permitted to take place on NTPs but they may be used for junior matches or matches in senior short format competitions.

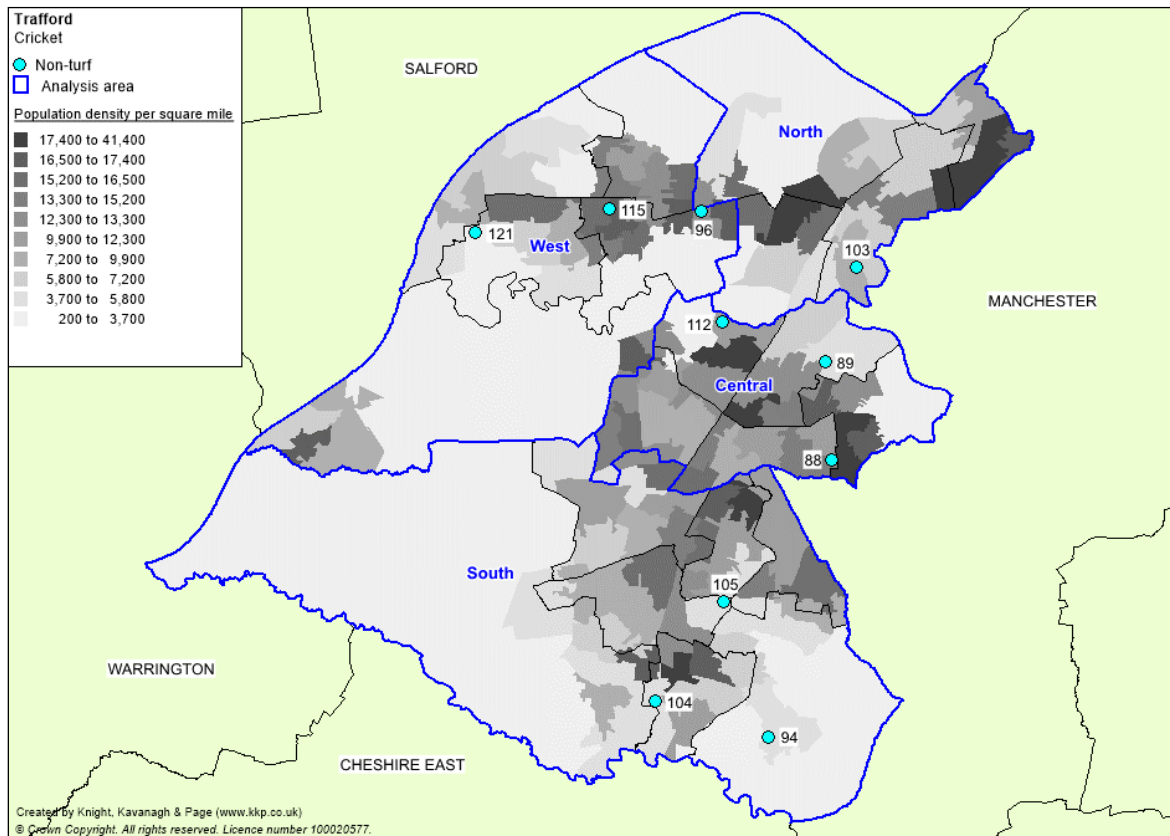
*Table 3.2: Summary of NTPs in Trafford*

Site ID	Site	Analysis area	No. of NTPs	Position
88	Sale High School	Central	1	Standalone
89	Sale Sports Club Main Ground	Central	1	Square
94	St Ambrose College	South	1	Square
			1	Standalone
96	St Anthony's Catholic College	West	1	Standalone
103	Stretford Grammar School	North	2	Standalone
104	The Grammar	South	1	Standalone
105	Timperley Cricket Hockey and Lacrosse	South	1	Square
112	Trafford Metrovicks RFC	Central	1	Square

# TRAFFORD PLAYING PITCH ASSESSMENT

Site ID	Site	Analysis area	No. of NTPs	Position
115	Urmston Grammar Academy	West	1	Standalone
121	Wellacre Academy	West	1	Standalone

Figure 3.2: Location of non-turf cricket pitches in Trafford



## Surface quality

Pitch quality ratings determined by non-technical quality assessments and user feedback found nine natural turf squares (47%) to be of good quality and nine (47%) to be of standard quality. There is just one poor quality square (6%) located at St Bride’s Park.

Brooklands CC reports that one of the pitches at its home venue is good quality but that it does have drainage issues. It is believed that the drainage issue may be linked to the use of the outfield for lacrosse. It highlights that lacrosse use impacts on the quality of the outfield at the beginning of the cricket season (April) when there is some overlap with the end of the lacrosse season. The second pitch onsite is also reported to be good quality and does not suffer from drainage issues.

The outfield at Flixton CC is reported to have one area which drains poorly compared to the rest of the site which drains well.



## TRAFFORD PLAYING PITCH ASSESSMENT

---

Old Trafford CC reports issues with the playing surface at St Bride's Park, particularly poor drainage and maintenance issues. The Club reports that at the time of consultation maintenance was not being carried out as a result of the groundsman not being paid. The Club was in the process of remedying this problem by seeking someone new to take over the role. There was some confusion over whether the Club or the Council are responsible for paying the groundsman to maintain the square which may have led to the problem. The Club also reported that the outfield is used by Old Trafford FC, with mini and junior teams playing matches on the site affecting the outfield quality. Despite these issues the Club still rated the pitch as good quality.

Both Sale CC and Brooklands CC report a desire to use the pitch that previously existed at Sale Moor CC, however both clubs also reported that the quality of the pitch would need to significantly improve and a suitable maintenance regime established before the pitch would be in a condition fit for use.

Maintaining a high quality square is one of the most important aspects of cricket. If the wicket is poor, it can affect the quality of the game and can, in some instances, become dangerous. To obtain a full technical assessment of wicket and squares, the ECB recommends a Performance Quality Standard Assessment (PQS). The PQS looks at a cricket square to ascertain whether the square meets the Performance Quality Standards which are benchmarked by the Institute of Groundsmanship. The report identifies surface issues and suggests options for remediation together with likely costs.

The pitch at Bowdon CC was reported as good quality by the Club, however, it is understood that the Club's most recent assessment found that the pitch offers inconsistent bounce. With this in mind the Club is looking to reduce the number of wickets from eleven to nine so that it can improve the quality of two existing wickets to that of first class standard.

Sale CC and Urmston CC scored 72% and 70% overall, respectively for each PQS which were undertaken more than six years ago. Both of these scores rate the pitches as good and suitable for club standard cricket matches. Brooklands CC's PQS from 2013 also reported the overall pitch quality to be of club standard, however, there was an issue relating to the amount of thatch beneath the pitch which was deemed unsuitable with the Club then being provided with recommendations for how to improve the pitch quality.

Club consultation suggests that access to proper and suitable preparation and remedial equipment is generally not a concern amongst clubs in Trafford.

### ***Future supply***

As aforementioned, Bowdon CC has plans to reduce the number of wickets prepared on the square from 11 to nine in order to use maintenance resource to improve two of the existing natural turf wickets to first class standard.

Sale CC as part of the overarching Sale Sports Club, has plans to develop both the main Sale Sports Club site and the adjacent Clarendon Crescent which is used by other sports sections. The first phase of the development would see the sale of a portion of land for housing on which the artificial net training bays are situated; they would be relocated to the opposite corner of the site with netting installed to protect the neighbouring housing.

## TRAFFORD PLAYING PITCH ASSESSMENT

---

Plans also include the development of the pavilion currently used by cricket and junior football teams which does not meet NGB specifications, whilst the main clubhouse would also be redeveloped. The second phase of the project would see the development of provision on Clarendon Crescent subject to the sports club again securing long term tenure of the site as opposed to the rolling agreement presently in place, with the previous lease having expired a few years previous.

Clubs did not highlight an issue with accessing adequate training provision, with all responding clubs having nets, either moveable or static, which can accommodate training demand.

### ***Ancillary facilities***

Quality and access to required match day ancillary facilities varies between clubs in Trafford. The extent of ancillary facilities required also differs between times of play; for example, senior teams playing at weekends typically need to access clubhouse and kitchen facilities to provide teas, whereas for junior and senior matches played midweek this is often not required and more emphasis is on access to suitable changing facilities. Ancillary facilities at St Bride's Park are currently poor quality. A new clubhouse, changing rooms, tea room and spectator area being built as part of a local housing development. Many clubs report a need for modernisation of ancillary facilities rather than complete reconstruction. Bowdon CC, Sale CC and Flixton CC all report a need to improve ancillary provision in order to accommodate club demand.

There are plans to redevelop facilities at Sale Sports Club, including both the pavilion and the main clubhouse and changing facilities, as detailed earlier in the section.

Flixton CC has plans to have redevelop the clubhouse but in order to fund the project is considering the sale of a portion of the site. This would require a reconfiguration of some sports provision onsite including that for tennis and bowls, whilst the size of the outfield may need to be reduced.

Brooklands CC leased the ancillary facilities on site to a private health club in exchange for the company providing building maintenance. In addition, the Club is aware that ancillary facilities need updating to meet league regulations, for example the scoreboard is not currently viewable from the pavilion and the second pitch does not have appropriate changing facilities within required range of the pitch.

Timperley CC, Ashton on Mersey CC, Bowdon Vale CC and Hale Barns CC all indicate a need to adapt changing facilities to allow for separate changing areas for seniors, juniors, males and females; with a lack of available changing areas being seen as a hindrance to club development.

### ***Security of tenure***

The majority of cricket clubs in Trafford are considered to have secured use through either ownership or long term leasehold of the site. Old Trafford CC is the only club that hires its home pitch at St Bride's Park from the Council. Tenure of this site is considered to be secured as the agreement in place is long term, particularly with the ancillary facilities being built adjacent to the site to accommodate teams. Two clubs lease home venues, Stretford CC and Timperley CC, both from the Council with leases considered to be secure with 21 and 89 years remaining respectively.

## TRAFFORD PLAYING PITCH ASSESSMENT

The following clubs own their home sites, deeming tenure to be secure:

- ◀ Ashton on Mersey CC
- ◀ Bowdon CC
- ◀ Bowdon Vale CC
- ◀ Brooklands CC
- ◀ Flixton CC
- ◀ Hale Barns CC
- ◀ Sale CC
- ◀ Trafford MV CC

### 3.3: Demand

Demand at cricket clubs in Trafford varies, with some having as many as six senior teams with several junior age groups whilst others have just one senior team. The audit only includes demand recorded from the 14 clubs which are affiliated to either CCB or LCB; however, there is a high level of unaffiliated demand which is largely unaccounted for. This has been recorded in the capacity analysis where known and unaffiliated leagues and play is covered later in this section.

*Table 3.3: Summary of affiliated team demand in Trafford*

Club name	Analysis Area	Number of competitive teams			
		Senior men's	Senior women's	Junior boys'	Junior girls'
Ashton on Mersey CC	Central	3	1	7	-
Bowdon CC	South	4	-	9	-
Bowdon Vale CC	South	4	-	2	-
Brooklands CC	Central	5	-	6	-
Flixton CC	West	2	-	4	2
Hale Barns CC	South	3	-	4	-
In Time CC	Central	2	-	-	-
North West Rockers CC	North	1	-	-	-
Old Trafford CC	North	2	-	2	-
Sale CC	Central	5	-	9	-
Stretford CC	North	4	-	8	-
Timperley CC	South	5	-	6	-
Trafford MV CC	Central	2	-	3	-
Urmston CC	West	6	-	6	-
<b>Total</b>		<b>48</b>	<b>1</b>	<b>66</b>	<b>2</b>

There are 49 senior cricket teams and 68 junior teams playing competitive matches in Trafford as shown above, totalling 117 affiliated cricket teams playing within the Borough.

Women's and girls' cricket is a national priority and there is a target to establish two girls' and one women's team in every local authority over the next five years. 8-10% of the Whole Sport Plan funding is focused around women and girls and talent ID. Ashton on Mersey CC are the sole provider of women's cricket in Trafford, providing one women's teams; with girls' teams only provided by Flixton CC, who provide two girl's teams. These clubs act as a focus for women's cricket development in the area and the CCB and other local clubs signpost female players to them.

## TRAFFORD PLAYING PITCH ASSESSMENT

---

North West Rockers CC has just one senior men's team and no junior teams, whilst Urmston CC has six senior and six junior teams. Sale CC has the largest number of teams in Trafford with a total of 14, nine of which are junior teams.

Cricket is a popular sport in Trafford and there is not only demand for organised club cricket but also for more informal or shorter formats of the game such as Last Man Stands. This includes social or recreational cricket such as within local South Asian communities where many people choose to participate as play rather than for competition, whilst there are a number of midweek short format leagues.

In addition to the teams shown in Table 3.3, the Wibbersley and Thorne Society also uses Flixton CC to host casual matches on some Fridays and Sundays. Also, LCB representative teams also use sites across Trafford to host infrequent home games

### **Leagues**

Just over half (26) of senior men's club teams in Trafford play within the Cheshire County Cricket League (CCCL) structure. The League system is made up of both Saturday and Sunday senior leagues, with junior divisions ranging from the U9 age group up to U18.

There were proposals for the Cheshire Cricket Alliance and the UKFast Cheshire Cricket League to amalgamate as one league structure from the 2017 season onwards. Constituent clubs of both leagues voted in favour of the merger in early 2017 and subsequently the two will form one league structure named the UKFast League for the beginning of the 2017 season.

There are a number of South Asian based cricket leagues which run throughout the week, providing various forms of short format cricket on both weekdays and at weekend. Most clubs playing within these leagues do not affiliate to either LCB or CCB and consequently were not consulted as part of the assessment. It is difficult to record demand from these teams as there is little evidence of where and when play takes place consistently, though use has been included within the capacity analysis where known.

The following midweek cricket leagues operate in Trafford:

- ◀ Greater Manchester Wednesday Cricket League
- ◀ T25 Wednesday Cricket League
- ◀ T35 Sunday Cricket League
- ◀ Greater Manchester Amateur Cricket League
- ◀ South Manchester Casual Cricket League (unaffiliated)

A number of teams play in an Over 40's league which takes place midweek and specifically targets veteran players.

### **Last man stands (LMS)**

Last Man Stands (LMS) is a short format of cricket operated on a franchise basis but affiliated to the ECB, where matches are typically played midweek on NTPs. There are currently four LMS leagues covering the Trafford and Manchester areas which operate across four venues managed by various providers, both club sites and schools. They are:

- ◀ Parris Wood High School (Manchester)
- ◀ Didsbury Sports Ground (Manchester)
- ◀ Trafford MV CC

## TRAFFORD PLAYING PITCH ASSESSMENT

### ◀ Cheetham Hill CC (Manchester)

For the 2016 season, there were four leagues with a total of 26 teams playing LMS, two of which are corporate based leagues. Matches in both the A and B Grade leagues take place from Monday to Thursday at Parrs Wood School. The corporate leagues are based out of Didsbury Sports Ground and generally take place on Mondays and Thursdays. The League plays approximately 180 fixtures each season including the regional finals.

Parrs Wood School has three NTPs previously funded by the ECB in order to support LMS delivery, however, at present only two are usable since one pitch was subject to firework damage. The venue currently hosts two matches each night on three days of the week as the school is allowing use for a third night in order to offset the temporary loss of the pitch so that fixtures could be fulfilled. The site is unavailable on Tuesday evenings but the franchise operator believes there is demand for use. The NTPs at Parrs Wood School are reported to be of good quality and are well looked after by the school which is responsible for maintenance and repair.

The NTPs at both Didsbury Sports Ground and Trafford MV CC were also ECB funded and, like Parrs Wood High School, there is a user agreement in place. As stipulated in the user agreements the League pays £15 per NTP at Trafford MV CC, £20 at Didsbury Sports Ground and £30 at Parrs Wood High School. The operator states that anything over £30 would be too expensive and would not be commercially viable.

This season almost 400 players played LMS in the Manchester and Trafford leagues, of which, 320 players have played more than one match. The franchise operator states that around two thirds of players are of Asian background and that LMS is particularly popular amongst Asian based teams and groups of friends.

Administration and advertisement is heavily driven by social media and the franchise has developed an innovative scoring app for umpires. The League's growth model is based on an additional five or six teams each season and the operator believes that should demand continue to increase there will be need to access an additional site with more than one NTP by the 2018 season. The franchise operator indicates a preference for secured sites rather than those which are publicly accessible and Council maintained. It reports common issues in other authorities where the NTP has been good quality but the pitch has been unsuitable due to lack of maintenance.

### **Future demand**

Team generation rates are used below as the basis for calculating the number of teams likely to be generated in the future based on population growth.

*Table 3.4: Borough team generation rates*

Age group	Current population within age group	Current no. of teams	Team generation rate	Future population within age group (2026)	Predicted future number of teams	Additional teams that may be generated from the increased population
Senior Men's (18-55)	56,813	46	1:1,235	57,811	46.8	0
Senior Women's (18-55)	58,757	1	1:58,757	58,801	1	0
Junior Boys (7-18)	18,115	66	1:274	21,027	76.6	10
Junior Girls (7-18)	17,251	2	1:8,626	19,868	2.3	0

## TRAFFORD PLAYING PITCH ASSESSMENT

Table 3.5: Analysis area team generation rates

Age group	Additional teams that may be generated from the increased population (by Analysis Area)				
	North	Central	South	West	Total <sup>19</sup>
Senior Men's (18-55)	0	0	0	0	0
Senior Women's (18-55)	0	0	0	0	0
Junior Boys (7-18)	1	4	3	1	9
Junior Girls (7-18)	0	0	0	0	0

Team generation rates based on future population applied by Analysis Area forecast the likely creation of at least nine new junior boys' teams as shown in Table 3.5. This equates to the following additional need for pitch capacity midweek<sup>20</sup>:

- ◀ North Area: Four matches per season (0.5 match sessions per week)
- ◀ Central Area: 16 matches per season (two match sessions per week)
- ◀ South Area: 12 matches per season (1.5 match sessions per week)
- ◀ West Area: Four matches per season (0.5 match sessions per week)

It is important to note that TGRs are based on population figures and cannot account for specific targeted development work within certain areas or focused towards certain groups, such as NGB initiatives or coaching within schools as part of the Chance 2 Shine programme. TGRs predict an increase of ten junior boys' teams with no other age group predicted to increase the total number of teams. However, clubs in the Borough have other aspirations relating to participation numbers.

Ashton on Mersey CC has aspirations to add two junior teams, partially making up for the loss of a junior team this season. Trafford MV CC also aspires to increase the number of junior teams by one, continuing the trend of recent years, with new junior teams being added. Timperley CC hopes to increase the number of teams by four; one senior men's, one senior women's and two junior teams. Bowdon CC aspirations to add a senior men's fifth team and is interested in creating a junior girls' team, which would be the basis for a girls' section of the Club.

Sale CC also hopes to add a junior girls' team as well as a senior women's team, however the creation of both of these teams would come after the redevelopment of the Club's ancillary facilities to allow the site to appropriately cater for female teams. Similarly, Old Trafford CC has ambitions to create a junior girls' team which will also be pre-dated by the creation of appropriate ancillary facilities. Old Trafford CC also aspires to create a third junior boys' team.

Flixton CC has ambitions to add a third senior men's team along with two further junior boys' teams. The creation of the additional third team would be subject to numbers which the Club hopes will increase as the current junior teams begin to be introduced to senior cricket.

<sup>19</sup> When applied Borough wide, team generation rates forecast the total new participants sufficient to create an additional ten teams. However, participation increases are not sufficient to equate to the creation of whole teams in some Areas, for example in practice only four whole teams can be created from increases equivalent to 4.5 teams. Therefore, when team generation rates are applied on an Analysis Area level, in practice it is likely that nine new teams can be created with residual demand from participants additional to this likely to form part of existing squads.

<sup>20</sup> Based on an average of four home matches played by junior boys' teams

## TRAFFORD PLAYING PITCH ASSESSMENT

Senior men's teams in Trafford competing at peak time (Saturday PM) currently play an average of ten home matches each season, so assuming that new teams participate at peak time this increase equates to a requirement for approximately 30 additional adult match sessions per season (1.5 additional match sessions Borough wide each week at peak time) to accommodate three new teams. The ambition amongst clubs to create two new women's teams equates to approximately 18 additional match sessions per season, assuming that the new teams participate at peak time for senior women's cricket, with women's teams in Trafford playing an average of nine home matches per season.

Junior boys' teams play an average of four home matches per season, whilst junior girls' teams play an average of one home match per season, representing a further requirement for approximately 35 junior boy's and girls' match sessions per season to accommodate proposed new teams, however, junior cricket can take place on NTPs therefore provided an NTP is in place at a clubs site then these new junior teams can be accommodated.

*Table 3.6: Summary of future demand (TGRs and club aspirations combined)*

Age group	Future demand				
	Senior men	Senior women	Junior boys	Junior girls	Total
North	-	-	2	1	3
Central	-	1	7	1	9
South	2	2	5	1	10
West	1	-	2	-	3
<b>Total</b>	<b>3</b>	<b>3</b>	<b>16</b>	<b>3</b>	<b>25</b>

The Strategy Report will contain a Housing Growth Scenario that will estimate the additional demand for cricket arising from housing development.

### ***Displaced demand***

Displaced or exported demand refers to Trafford based teams that are currently accessing pitches outside of the local authority for their home fixtures, normally because their pitch requirements cannot be met, which is usually because of pitch supply, in some cases quality issues or stipulated league requirements for access to certain facilities. In the same manner, it also refers to demand imported from other local authorities into the Borough based on the same reasoning.

Sale CC does not currently displace demand but is considering switching its men's third team to play in a Saturday afternoon league instead of the current Sunday afternoon league. However, this would then require access to an alternate pitch as its home venue would be used by the Club's two other senior teams. The Club would have considered use of Sale Moor CC were a cricket pitch still prepared but the Club is instead considering renting a pitch at Didsbury Sports Ground (Manchester).

### ***Unmet demand***

Unmet demand is existing demand that is not getting access to pitches. It is usually expressed, for example, when a team is already training but is unable to access a match pitch, or when a league has a waiting list.

## TRAFFORD PLAYING PITCH ASSESSMENT

---

Bowdon CC reports that it has to turn potential junior players away from the Club as it is unable to accommodate additional demand. The Club acknowledges that to accommodate this it would need to access a secondary venue close to its current site.

### ***South Asian Communities***

The ECB considers the development of cricket within South Asian communities to be a key focus and identifies five focus cities (London, Birmingham, Leicester, Leeds and Bradford) with a high target demographic for investment to develop participation, interest and ability within these populations.

Though Trafford is not one of the five focus areas, LCB received ECB funding in 2015 towards the delivery of coaching and increasing opportunities for participants of South Asian background. Over recent seasons LCB has run successful Talent Search competitions to identify talented cricketers from South Asian backgrounds. From the success of the Talent Search programme the LCB successfully held the Lord's Taverners City Cup, a T20 competition designed specifically to help promote participation, social cohesion and provide players from South Asian communities with a pathway to a professional career. The LCB has engaged with these communities over a number of years now through the creation of the Minority Ethnic Communities Cricket Forum set up in 2002 which focuses on the progression and development of cricket within Black and Minority Ethnic (BME) communities.

Informal formats of play are preferred amongst most within South Asian communities, primarily because of the 'pick up and play' nature and the flexibility that the lack of constraints on timing, length of play or available facilities brings in comparison with most weekend cricket leagues. For example, there is anecdotal evidence of groups or collections of individuals playing social or knock about cricket on car parks and other non-sporting areas, whilst tapeball (a street version of cricket) is also popular. The preference for short format cricket and flexibility aligns well with LMS because games are able to be arranged on most evenings throughout the week and LMS leagues in Trafford have many South Asian based teams. It also aligns well with potential for cricket in parks either recreational play or on NTPs, given that several have large open spaces to play on such as Hullard Park and Seymour Park which the Council anecdotally reports as being used for cricket despite neither having formal cricket provision.

Time constraints represent one of the most significant barriers to South Asian participation and finding times around worship hours, faith commitments and working times that suit a number of players is difficult. Therefore, one of the key determinants of the parameters of participation is time and in many cases the location, players and process of play are secondary based on what or who is available within the specified time period.

### **3.4: Capacity analysis**

Capacity analysis for cricket is measured on a seasonal rather than weekly basis. This is due to playability (i.e. only one match is generally played per square per day at weekends or weekday evening). Wickets are rotated throughout the season to reduce wear and allow repair. Therefore, it is more accurate to assess capacity seasonally rather than weekly. The capacity of a square to accommodate matches is driven by the number and quality of wickets. This section presents the current square stock available for cricket and illustrates the number of competitive matches per season per square.



## TRAFFORD PLAYING PITCH ASSESSMENT

---

To help calculate square capacity, the ECB suggests that a good quality natural turf wicket should be able to take five matches per season per grass wicket (adults). This information is used to allocate capacity ratings as follows:

<b>Potential capacity</b>	Play is below the level the site could sustain
<b>At capacity</b>	Play matches the level the site can sustain
<b>Overused</b>	Play exceeds the level the site can sustain

## TRAFFORD PLAYING PITCH ASSESSMENT

Table 3.7: Natural turf cricket square capacity (sites with recorded community)

Site ID	Site name	Analysis Area	Secured/Unsecured	Available for community use?	Teams/groups accommodated	Quality rating <sup>21</sup>	No. of pitches	No. of natural turf wickets	Actual play (sessions per season)	Capacity (sessions per season)	Capacity rating (sessions per season)
8	Ashton on Mersey Cricket Club	Central	Secured	Yes	Ashton on Mersey CC	Good	1	13	61	65	4
14	Bowdon Cricket – Hockey & Squash Club	South	Secured	Yes	Bowdon CC	Good	1	11	110	55	55
16	Bowdon Vale Cricket Club	South	Secured	Yes	Bowdon Vale CC	Standard	1	15	45	75	30
20	Brooklands Sports Club	Central	Secured	Yes	Brooklands CC	Good	1	12	77	95	18
							1	7			
29	Crossford Bridge	Central	Secured	Yes	In Time CC North West Rockers CC	Standard	1	7	24	35	11
36	Flixton Cricket Club	West	Secured	Yes	Flixton CC Wibbersley & Thorne Society	Good	1	18	33	90	57
42	Hale Barns Cricket Club	South	Secured	Yes	Hale Barns CC	Standard	1	14	47	70	23
89	Sale Sports Ground	Central	Secured	Yes	Sale CC	Good	1	13	85	125	40
97	St Bride's Park	North	Secured	Yes	Old Trafford CC	Poor	1	5	20	25	5
102	Stretford Cricket Club	North	Secured	Yes	Stretford CC	Standard	1	16	57	80	23
105	Timperley Cricket Hockey and Lacrosse Club	South	Secured	Yes	Timperley CC	Good	1	18	79	195	116
							1	9			
112	Trafford Metrovicks RFC	Central	Secured	Yes	Trafford MV CC	Standard	1	8	24	100	76
116	Urmston Sports Club	West	Secured	Yes	Urmston CC	Standard	1	16	71	80	9

Table 3.8: Natural turf cricket squares with no recorded community club use

Site ID	Site name	Analysis area	Secured/unsecured	Available for community use?	Quality rating	No. of pitches	No. of natural turf wickets
75	North Cestrian Grammar School Playing Fields	South	Unsecured	No	Standard	1	5
77	Old Trafford Cricket Ground	North	Secured	Restricted	Good	1	16
94	St Ambrose College	South	Unsecured	No	Standard	1	2
104	The Grammar	South	Unsecured	No	Standard	1	2

<sup>21</sup> As derived from the non technical site assessments

# TRAFFORD PLAYING PITCH ASSESSMENT

## 3.5: Supply and demand analysis

Overall there is sufficient supply of cricket pitches at present to cater for demand from clubs within Trafford at peak times. As previously mentioned, junior teams can play on NTPs and generally play mid-week on a variety of days; consequently, spare capacity is considered to exist for junior matches both now and in the future. Each grass wicket square that is not overplayed is thought to have spare capacity for an increase in mid-week demand, and no NTP is at capacity or overplayed. That said, there is evidence to suggest that an increase in provision of NTPs would further help satisfy junior demand, as well as providing an increase in capacity for senior matches on grass wickets.

The table below looks at available spare capacity at peak time for senior men's cricket (Saturday afternoons) considered against overplay and future demand highlighted during consultation. Match equivalent sessions for future demand has been calculated using the average number of matches played per season by that team type (10 matches for senior men).

Table 3.9: Capacity of grass wicket squares (Saturday PM)

Analysis area	Actual spare capacity (match sessions)	Demand (match sessions)			
		Overplay	Current total	Future demand	Total
North	-	-	-	-	-
Central	18	-	18	-	18
South	146	55	91	20	71
West	-	-	-	10	10
<b>Trafford</b>	<b>164</b>	<b>35</b>	<b>129</b>	<b>30</b>	<b>79</b>

Future population increases and reported club demand indicate the need to accommodate three additional men's teams, equating to 1.5 extra match sessions at peak time and a total requirement of 30 matches per season. The North and West Analysis Areas are currently played to capacity during peak time for senior men's cricket. Considering future demand this will be sustained in the North Analysis Area but results in overplay of 10 match sessions per season in the West Analysis Area.

Overall there is current spare capacity of 129 match sessions per season at men's peak time across the Borough. With future demand factored in this continues as spare capacity but the amount reduces to 79 match sessions per season at peak time. This suggests that there is enough spare capacity within Trafford to accommodate current and future demand for senior men's cricket.

There is presently sufficient supply of cricket pitches, both natural turf and NTPs, to cater for midweek junior demand in light of anticipated increases in demand.

It is important to acknowledge the abundance of midweek leagues which were not consulted with as part of the audit, some of which are not affiliated. It is subsequently difficult to ascertain the exact amount of cricket taking place as part of these midweek leagues outside of the traditional weekend club cricket environment and what proportion of it is played on pitches in Trafford. Though this audit determines the picture for weekend club based play, given the decline in weekend participation nationally and increased interest in short formats of the game it is likely that there will be an increase in demand for use of cricket pitches midweek, whilst new teams may not all play at peak time but in fact the peak time may shift to midweek.

## TRAFFORD PLAYING PITCH ASSESSMENT

### ***Spare capacity***

The next step is to ascertain whether or not any identified 'potential capacity' can be deemed 'actual spare capacity' by which it is available at peak time. There may be situations where, although a site is highlighted as potentially able to accommodate some additional play, this should not be recorded as spare capacity against the site. For example, a site may be managed to regularly operate slightly below full capacity to ensure that it can cater for a number of regular training sessions, or to protect the quality of the site.

In order to fully establish actual spare capacity, the peak period needs to be established. An analysis of match play identifies that peak time demand for natural turf squares for senior cricket is Saturday afternoon (28 teams), though there is also demand for Sunday afternoon cricket (15 teams), with midweek play minimal for senior teams (six teams). It is likely that the level of midweek play is actually higher with the large amount of short format cricket played within South Asian based leagues but this demand has only been recorded in part where possible and so for the purposes of this audit the peak time for club based cricket is Saturday afternoon. There is midweek demand for NTPs from the four LMS leagues operating across the area and Manchester of up to 180 match sessions, though these operate within a central venue based format.

Those sites which display potential capacity but are without colour have been excluded from the capacity analysis on the basis that they do not exhibit enough spare capacity to accommodate another senior club team, based on an average of 10 home matches per team each season.

Of those sites with existing community use, there are 12 sites which show potential spare capacity on senior grass squares in Trafford, totalling 412 match sessions per season.

*Table 3.10: Actual square capacity on natural turf cricket squares at senior peak time*

Site ID	Site name	Analysis area	Capacity rating (sessions per season)	Match equivalent sessions available (Sat PM)	Comment
8	Ashton on Mersey Cricket Club	Central	4	-	No capacity available at peak time
16	Bowdon Vale Cricket Club	South	30	0.5	Actual spare capacity available equating to 30 match sessions per season
20	Brooklands Sports Club	Central	18	0.5	Actual spare capacity available equating to 18 match sessions per season
29	Crossford Bridge	Central	11	-	No capacity available at peak time
36	Flixton Cricket Club	North	57	-	No capacity available at peak time
42	Hale Barns Cricket Club	South	23	-	No capacity available at peak time
89	Sale Sports Ground	Central	40	-	No capacity available at peak time
97	St Bride's Park	North	5	-	No capacity available at peak time

## TRAFFORD PLAYING PITCH ASSESSMENT

Site ID	Site name	Analysis area	Capacity rating (sessions per season)	Match equivalent sessions available (Sat PM)	Comment
102	Stretford Cricket Club	North	23	-	No capacity available at peak time
105	Timperley Cricket Hockey and Lacrosse Club	South	116	1	Actual spare capacity available equating to 116 match sessions per season
112	Trafford Metrovicks RFC	Central	76	-	No capacity available at peak time
116	Urmston Sports Club	West	9	-	No capacity available at peak time
				<b>2</b>	<b>Total</b>

In practice, although 12 sites display potential spare capacity, only three are available at senior peak time (Saturday afternoon). There are two match equivalent sessions available at this time, with two sites are in the South Area totalling 1.5 match equivalent sessions and 0.5 match equivalent sessions in the Central Area.

There are nine sites with capacity to accommodate more senior teams on Sunday afternoons; however only seven sites are available on Sunday afternoons, totalling six match equivalent sessions. They are:

- ◀ Bowdon Vale Cricket Club
- ◀ Brooklands Sports Club
- ◀ Crossford Bridge
- ◀ Flixton Cricket Club
- ◀ Hale Barns Cricket Club
- ◀ Timperley Cricket Hockey and Lacrosse Club
- ◀ Trafford Metrovicks RFC

As mentioned earlier in the section, junior teams can play on NTPs and generally play midweek on a variety of days. Therefore, spare capacity is considered to exist for junior matches both now and in the future where sites display potential spare capacity. Furthermore, junior play has less impact on the quality of the pitches and therefore pitches are likely to be able to accommodate more play.

### **Overplay**

Only Bowdon Cricket, Hockey & Squash Club is considered to be overplayed by a total of 55 match sessions per season. The site is used weekly throughout the season by Bowdon CC which has four senior and nine junior teams. The pitch also receives some use by representative age group teams not quantified within the data in Table 3.7. With the Club planning on reducing the current number of natural turf wickets available, this level of overplay is likely to increase, presenting the need to access additional capacity, potentially through use of a secondary site or through transferring some junior play onto NTPs either offsite or through the installation of an NTP onsite.

## TRAFFORD PLAYING PITCH ASSESSMENT

---

### Cricket summary

- ◀ **Overall across the Borough there is sufficient supply of match sessions per season at peak time for senior cricket, 129 match sessions, to cater for demand from clubs within Trafford. With future demand factored in spare capacity reduces to 79 match sessions per season at peak across the Borough, however this can be accommodated within existing supply.**
- ◀ In total, there are 19 natural turf cricket squares identified in Trafford. There are 15 natural turf cricket squares in Trafford which are available for community use in some capacity and a further four at school sites and elite stadia which are unavailable.
- ◀ The South Area has the most pitches overall (42%) with the West Area having only two natural turf pitches (11%).
- ◀ There are 12 NTPs located across ten sites, of which, nine are located at school sites. In total, there are five NTPs available for community use in some capacity, with the seven unavailable all located at school sites.
- ◀ Pitch quality ratings show nine natural turf squares (47%) to be of good quality and nine (47%) to be of standard quality. There is just one poor quality square (6%) located at St Bride's Park.
- ◀ There are currently four LMS leagues in Trafford and matches are played at Trafford Metrovicks RFC.
- ◀ No affiliated cricket clubs are considered to have unsecured tenure at their home sites.
- ◀ A trend amongst clubs in Trafford is that ancillary facilities need modernisation to sustain club development.
- ◀ There are 117 affiliated cricket teams playing competitive matches in Trafford made up of 49 senior cricket teams and 68 junior teams.
- ◀ Future demand projections from TGRs predicts an increase of ten junior boy's teams, whilst club future demand projections represent a total requirement for a further 50 senior match sessions and 44 junior match sessions.
- ◀ LCB is actively trying to engage with South Asian Communities in Trafford in order to increase opportunities for participation and development for participants from these communities. These groups generally prefer easily accessible and less formal variations of play and there is a need to explore ways in which to maximise opportunity and participation.
- ◀ There are a number of midweek leagues playing short format cricket which are predominantly Asian based. Some of these leagues and teams are not affiliated and subsequently demand has not been recorded in the analysis unless where known.
- ◀ Of those sites with existing community use, there are 12 which show potential spare capacity on senior grass squares in Trafford, totalling 412 match sessions per season. Only three are available at senior peak time (Saturday afternoon) when there are two match equivalent sessions available allowing for a further 164 matches per season between them.
- ◀ Only the natural turf square at Bowdon Cricket – Hockey & Squash Club is considered to be overplayed by a total of 55 matches per season.

# TRAFFORD PLAYING PITCH ASSESSMENT

---

## **PART 4: RUGBY LEAGUE**

### **Introduction**

The Rugby Football League (RFL) is the governing body for rugby league in Britain and Ireland. It administers the England national rugby league team, the Challenge Cup, Super League and the Championships which form the professional and semi-professional structure of the game structure in the UK. The RFL also administers the amateur and junior game across the country in association with the British Amateur Rugby League Association (BARLA).

All rugby league in Trafford is currently played in the summer season from February to September following the sport's decision to switch from winter rugby in 2011. All junior and primary level rugby takes place as part of the Yorkshire Junior League and is played in the summer season between March and October.

### **Consultation**

Face to face consultation was carried out with South Trafford Raiders RLFC, one of just two rugby league club playing within the Borough, therefore representing a 50% response rate. Swinton Lions RLFC are not a Trafford based club but import demand in to the Borough due to a lack of facilities in the Club's locale (Salford). North Trafford Titans RL was also contacted however it came to light that the Club had since folded. Telephone consultation was also undertaken with Salford Red Devils Community Foundation which is the key driver behind developing rugby league in Trafford.

### **4.2: Supply**

There are three dedicated rugby league pitches in Trafford, two of which are used by South Trafford Raiders. The Club is based at Blessed Thomas Holford Catholic College where there is a senior pitch with goalposts and a primary pitch without goalposts, whilst there is also a senior pitch at Wellacre Academy (overmarked with a football pitch). Sale Football Club is a rugby union pitch which is used for rugby league from January to October.

### **Ownership/management**

There is relatively little rugby league demand in Trafford and development is very much based on a model of growth through targeted activity at school sites. Both South Trafford Raiders RLFC and North Trafford Titans RL were created through community coaching delivered at schools and the two clubs were based at school sites where they would play and train, acting as points of reference for rugby league in the South and North of the Borough respectively. South Trafford Raiders RLFC was created in conjunction with Blessed Thomas Holford Catholic College with which the Club remains partnered. The pitches at Blessed Thomas Holford Catholic College receive curriculum use and are used by students during lunch and break times, but are owned by the Council.

# TRAFFORD PLAYING PITCH ASSESSMENT

---

## ***Pitch quality***

Non-technical site assessments were carried out for all rugby league pitches in Trafford and assessed as one of three categories, 'good', 'standard' or 'poor'. Carrying capacity of a pitch is dependent upon the quality of a pitch which is outlined below:

Category	Capacity
Good	3 matches per week
Standard	2 matches per week
Poor	1 match per week

Pitch quality is impacted largely by two factors; play and maintenance. As all rugby league pitches in Trafford are used by schools the quality and regularity of maintenance can vary depending on resources and budgets. The two pitches at Blessed Thomas Holford Catholic College are rated as standard quality whilst the pitch at Wellacre Academy as good.

South Trafford Raiders RLFC highlights the athletics track marked over the pitches by the school in the summer as being a key issue impacting on pitch quality. One track overlaps the mini pitch whilst an additional 100 metre track overlaps it and onto much of the senior pitch running down the side-line. These tracks are burned into the grass rather than marked, leaving areas where the surface is bald and subsequently uneven. The pitches are located on publicly accessible park land and as a result are subject to dog fouling and damage caused by public use such as bonfires. The Club reports that it has held discussions with Altrincham Municipal Golf Course which neighbours the pitches regarding the possibility of creating another rugby league pitch on the land which would act as the club base and be secured from public access with the required emergency access way.

## ***Ancillary facilities***

South Trafford Raiders RLFC teams access changing facilities within the external changing block beside the 3G pitch at Blessed Thomas Holford Catholic College. The changing rooms are a walk away from the pitches which are accessible via a public footpath dissecting the school site but there is no emergency access to the site which is a key concern. There are four changing rooms within the block but the Club reports that these sometimes have to be shared as they become congested given the 3G pitch is also in use for football on Sunday mornings.

## **4.3: Demand**

### ***Competitive play***

Demand for rugby league pitches in Trafford tends to fall within the categories of organised competitive play and organised training. South Trafford Raiders has five teams made up of two primary squads at U10 and U12 as well as three junior teams at U13, U14 and U15. All three junior teams play within the North-West Counties (NWC) 13-15 leagues on Sunday mornings whilst the U12 squad formed last season and the U10 squad formed this season play occasional friendly matches in addition to weekly training sessions. The Club is actively trying to increase the number of teams season on season by adding a new primary age group with existing teams progressing so that next season there will be an additional junior team playing competitive league fixtures.



## TRAFFORD PLAYING PITCH ASSESSMENT

Girls are able to play primary rugby in mixed teams up to the age of 12, after which they play in specific girls' teams at junior level up to the age of 18. At present, there are no specific women's or girls' teams in Trafford.

Salford Red Devils Community Foundation (SRDCF) engages with local schools to promote and coach rugby league to local school children. This has included delivering coaching sessions as part of the school curriculum, such as at Stretford High School where it targeted boys and girls in school years seven and eight by running taster sessions. At Wellacre Academy, it also ran the Trafford and Manchester Cup which gave boys the opportunity to play Rugby League competitively for their school whilst SRDCF also held schools rugby league festivals for year seven and year eight age groups. Juniors who showed interest in playing more rugby league were referred in the direction of South Trafford Raiders RLFC and North Trafford Titans RL which has since folded due to what SRDCF believes to be a lack of interest in the area.

Following promotion from League 1 to the Championship in 2015, semi-professional club Swinton Lions RLFC (based in Salford) were forced to relocate from Sedgley Park RUFC (Bury) because facilities did not meet the minimum requirements for the Championship, moving to Sale Football Club. The Club now shares use of the site with Sale Rugby FC, playing throughout the summer and sharing with Sale Rugby FC during the months when the two seasons clash. The Club has secured a lease to a site in Salford where a development for a community stadium could be established. This would become a permanent base in Salford which would be able to meet league requirements.

### **Training**

South Trafford Raiders RLFC teams train on the match pitches during the summer because the switch to summer season rugby league allows for longer daylight hours to make use of non-floodlit pitches in the evenings. All teams train on Thursday evenings when both the primary and senior pitch are each used for one match equivalent session.

### **Future demand**

Future demand can be defined in two ways, through participation increases and using population forecasts. Team generation rates (TGRs) are used below as the basis for calculating the number of teams likely to be generated in the future based on population growth.

*Table 4.1: Team generation rates*

Age group	Current population within age group	Current no. of teams	Team Generation Rate	Future population within age group (2026)	Predicted future number of teams	Additional teams that may be generated from the increased population
Senior Men's (19-45)	38,681	1	1:38681	40,164	1	0
Senior Womens (19-45)	39,822	0	0	40,320	0	0
Junior Boys (12-18)	10,179	3	1:3393	12,442	3.7	0
Junior Girls (12-18)	9,673	0	0	11,738	0	0
Primary rugby mixed (7-11)	15,514	2	1:7757	16,705	2.2	0

## TRAFFORD PLAYING PITCH ASSESSMENT

---

Team generation rates forecast that no new rugby league teams are likely to be created based exclusively on future population projections. It is important to note that TGRs are based only on population figures and cannot account for specific targeted development work within certain areas or focused towards certain groups, such as NGB initiatives or coaching within schools. For example, the SRDCF works to increase junior participation through delivery of the RFL funded Sky Try Programme in local schools. South Trafford Raiders RLFC indicates that it plans for existing age groups teams progress with and for a new U10 squad to be created, resulting in a net increase of one junior team for next season.

The Strategy Report will contain a Housing Growth Scenario that will estimate the additional demand for rugby league arising from housing development.

### ***Unmet demand***

Unmet demand is existing demand that is not getting access to pitches. It is usually expressed, for example, when a team is already training but is unable to access a match pitch, or when a league has a waiting list due to a lack of pitch provision, which in turn is hindering the growth of the League. There is no unmet demand reported by either the Club or SRDCF.

### ***Displaced demand***

Displaced demand refers to Trafford registered teams that are currently accessing pitches outside of the local authority for their home fixtures, normally because their pitch requirements cannot be met, which is usually because of pitch supply, in some cases quality issues or stipulated league requirements for access to certain facilities. In the same manner, it also refers to demand displaced from other local authorities into Trafford based on the same reasoning.

Swinton Lions RLFC imports demand from Salford in order to meet facility requirements of the RFL Championship League which are not presently able to be accommodated in Salford. However, this imported use is considered to be temporary and the Club in 2016 signed a lease for the development of a Community Stadium in Agecroft in conjunction with Salford City Council, allowing the Club to return to play home matches in Swinton & Pendlebury for the first time in over 25 years.

## **4.4: Capacity analysis**

The capacity for pitches to regularly provide for competitive play, training and other activity over a season is most often determined by quality. As a minimum, the quality and therefore the capacity of a pitch affects the playing experience and people's enjoyment of playing. In extreme circumstances it can result in the inability of the pitch to cater for all or certain types of play during peak and off peak times.

As a guide, The RFL has set a standard number of matches that each grass pitch type should be able to accommodate without adversely affecting its current quality (pitch capacity). Taking into consideration the guidelines on capacity the following was concluded in Trafford:

<b>Pitch quality</b>	<b>Matches per week</b>
Good	3
Standard	2
Poor	1

## TRAFFORD PLAYING PITCH ASSESSMENT

Table 4.2 applies the above pitch ratings against the actual level of weekly play recorded to determine a capacity rating as follows:

<b>Potential capacity</b>	Play is below the level the site could sustain
<b>At capacity</b>	Play matches the level the site can sustain
<b>Overused</b>	Play exceeds the level the site can sustain

### *The peak period*

In order to fully establish actual spare capacity, the peak period needs to be established. For junior rugby league matches the peak period is considered to be Sunday mornings which is when all three junior teams in competitive leagues play. Match equivalent sessions representing training demand on match pitches have been added.

Rugby league within schools is considered to be a winter sport and as such all school fixtures take place throughout the winter season. School pitches are also used regularly to accommodate curriculum use and school training sessions. Therefore, each pitch has had one match equivalent session removed from its capacity, as each pitch will have been used during the school day.

*Table 4.2: Summary of rugby league usage in Trafford*

Site ID	Site	Pitch type	Current play (in match equivalent sessions)	RFL recommended site capacity (in match equivalent sessions)	Capacity (match equivalent sessions)	Match equivalent sessions available in peak period
11	Blessed Thomas Holford Catholic College	Primary	1	1	-	-
		Senior	2.5	1	1.5	-
86	Sale Football Club	Senior	2	3.5 <sup>22</sup>	1.5	-
121	Wellacre Academy	Senior	-	2	2	1

### 4.5: Supply and demand analysis

Having considered supply and demand information above, Trafford sufficient capacity in relation to rugby league pitches in the Borough to accommodate an increase in participation. This will remain with TGRs not predicting the creation of additional teams, but rather increased participation being incorporated in to existing squads.

The folding of North Trafford Raiders RLFC, citing a lack of interest in the sport should be considered when strategically planning the growth of the sport in the area. Increasing participation at the one club in the area may help create strong foundations for the growth of the sport in Trafford.

<sup>22</sup> This is a rugby union pitch and thus capacity is determined by RFU non-technical assessment criteria.

# TRAFFORD

## PLAYING PITCH ASSESSMENT

---

### ***Actual spare capacity***

The next step is to ascertain whether or not any identified 'potential capacity' can be deemed 'actual capacity'. There may be situations where, although a site is highlighted as potentially able to accommodate some additional play, this should not be recorded as spare capacity against the site. For example, a site may be managed to regularly operate slightly below full capacity to ensure that it can cater for a number of regular friendly matches and activities that take place but are difficult to quantify on a weekly basis.

Actual spare capacity is not considered on pitches that are poor standard and have one or less match equivalent sessions available in the peak period. For Trafford, the only pitch which can be deemed to have actual spare capacity is the senior pitch at Wellacre Academy. The pitch is good standard and is only used by the school, for rugby league. An issue with this pitch, which may mean that actual spare capacity is lower is that the pitch is dual use, as it is marked and used for football, in addition to rugby league.

### ***Overplay***

A pitch is overplayed when the current play that it receives is larger than pitch capacity. The only pitch which is overplayed in Trafford is the senior pitch at Blessed Thomas Holford Catholic College, which is used by South Trafford Raiders RLFC. The pitch also receives curriculum use and the open nature of the site means that the pitch can receive a high amount of unofficial use.

#### **Rugby league summary**

- ◀ **Current primary demand is sufficiently being met by current provision with the one primary sized pitch at capacity. There would be overplay on this pitch if another primary team was created.**
- ◀ **There is a need for 0.5 additional match equivalent sessions on senior pitches (summer season) in Trafford in order to accommodate overplay and future demand. The main reason for this is that all pitches receive curriculum use and are marked for other sports, i.e. football and athletics.**
- ◀ There are 3 dedicated rugby league pitches in Trafford (two senior, one primary). All of which are available for community use. There is also one rugby union pitch which is subject to rugby league use from January to October.
- ◀ There is one good quality pitch in Trafford, located at Wellacre Academy, with the remaining two pitches assessed as standard quality.
- ◀ All pitches are used by schools in the area, however the two pitches at Blessed Thomas Holford Catholic College are owned and maintained by the Council.
- ◀ Changing facilities where present are generally regarded as standard quality. At Blessed Thomas Holford Catholic College the changing facilities are a walk from the pitch via a public path, which is inaccessible for emergency vehicles.
- ◀ There is a total of six rugby league teams competing in Trafford, made up of three junior (U13-U18), two primary (U7-U12) teams and one senior men's team, from Swinton Lions RLFC. Salford Red Devils Community Foundation provides organised training sessions in schools in an attempt to grow participation.
- ◀ Swinton Lions RLFC imports demand from Salford in order to meet facility requirements of the RFL Championship League which are not presently able to be accommodated in Salford. However, this imported use is considered to be temporary as the Club has plans to develop new provision in Salford.
- ◀ Overplay can only be dealt with by improving pitch quality or providing access to more training pitches or areas which are not used for competitive play.
- ◀ If the demand for Rugby League is to grow in Trafford it should be recognised that North Trafford Raiders RLFC folded due to a lack of interest. Further investigation in to the strategic delivery of the sport in Trafford should be considered.

# TRAFFORD PLAYING PITCH ASSESSMENT

---

## PART 5: RUGBY UNION

### 5.1: Introduction

The Rugby Football Union (RFU) is split into six areas across the country with a workforce team that covers development, coaching, governance and competitions. Trafford falls within Area Five, with a Rugby Development Officer (RDO) and a team of community rugby coaches that deliver core programmes in schools and clubs.

Their variety of programmes, which include 15 aside, 10 aside, 7 aside, Tag and the O2 Touch programme, all aim to increase and retain participation within the game. In order to sustain and increase participation in the game facilities need to be appropriate, affordable and accessible.

#### ***Club consultation***

Face to face consultation with all rugby union clubs playing in Trafford was undertaken as follows:

- ◀ Ashton on Mersey RFC
- ◀ Altrincham Kersal RFC
- ◀ Bowdon RUFC
- ◀ Carrington RFC
- ◀ Manchester Village Spartans RFC
- ◀ Trafford MV RFCC
- ◀ Sale Rugby FC

Contact details were provided by the RFU. As all clubs were met with, 100% response rate was achieved. The results are used to inform key issues within this section of the report.

### 5.2: Supply

In total, there are 35 rugby union pitches in Trafford across 17 sites, 29 of which, are senior size, with four junior size and two mini size. There are 25 pitches available and used by community clubs whilst one at Ashton on Mersey Health and Fitness Centre which is available but is unused for club rugby. The ten rugby union pitches unavailable for community use are all based at school sites.

One pitch at Sale Sports Club is no longer marked for rugby union and is now marked with an adult football pitch. This pitch is owned and maintained by the Council and was previously available for community use, with some use by Manchester Village Spartans RFC.

Sale Sharks, the North West's only professional rugby union club has a training site in the Borough. This site is owned by Sale Rugby FC and leased to Sale Sharks, which use the site for all of its training demand. The four pitches on this site are available for restricted community use as they are only available to Sale Rugby FC, which uses the site to host mini and junior rugby sessions, as well as all of the Club's training demand.

At present there is one 3G pitch in Trafford at St Ambrose College on which contact rugby play and practice is permitted to take place through meeting the criteria from World Rugby. However, at present the school does not allow community use due to legal issues relating to VAT which will be payable should the School have any lettings.

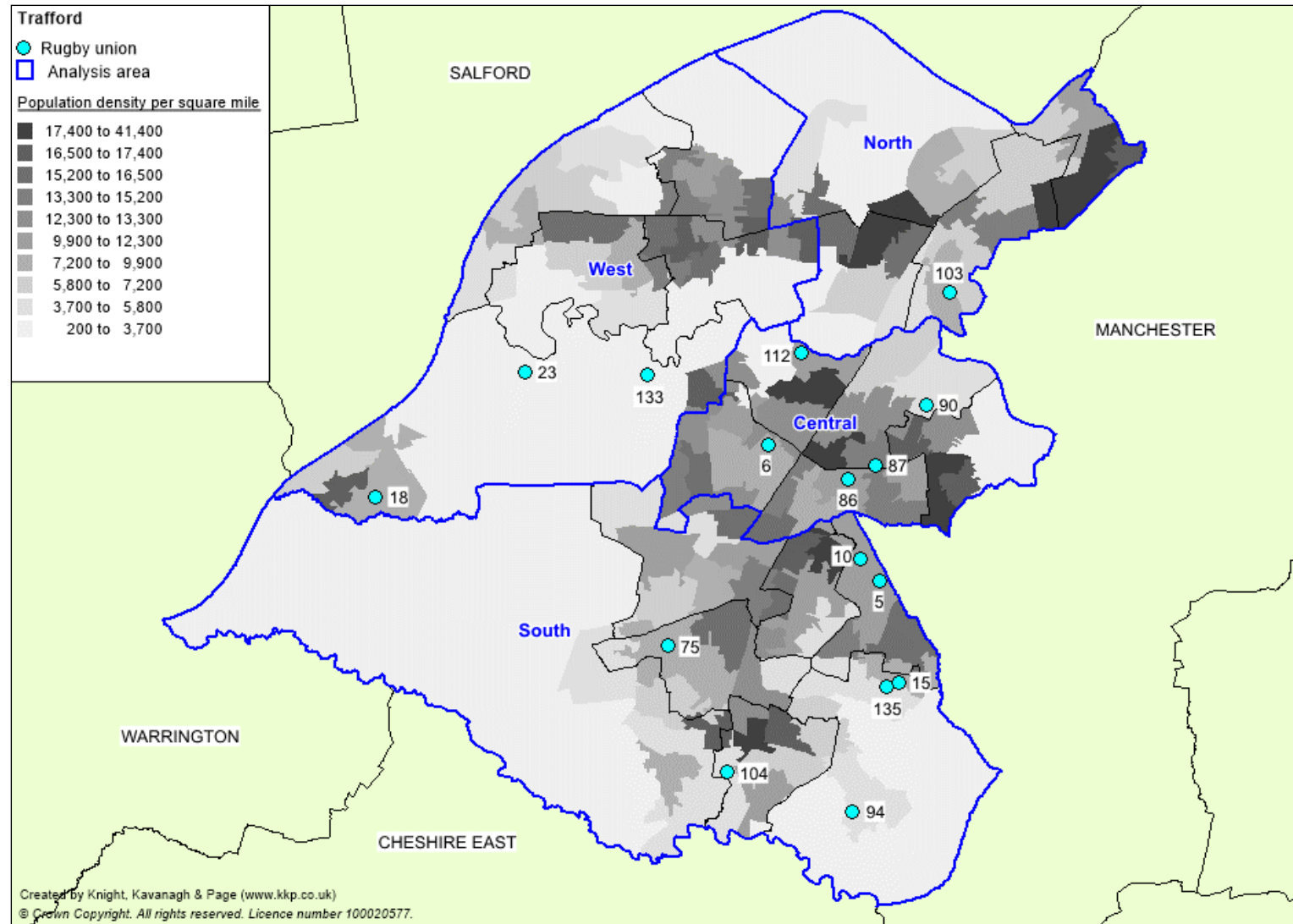
## **TRAFFORD PLAYING PITCH ASSESSMENT**

---

NB: The audit only identifies dedicated, line marked pitches. For rugby union pitch dimension sizes please refer to the RFU guidelines; 'Grass Pitches for Rugby' at [www.rfu.com](http://www.rfu.com)

# TRAFFORD PLAYING PITCH ASSESSMENT

Figure 5.1: Location of grass rugby union pitches in Trafford



## TRAFFORD PLAYING PITCH ASSESSMENT

Table 5.1: Supply of rugby union provision in Trafford

Analysis area	Availability			Total
	Yes	Yes - unused	No	
North	-	-	1	1
Central	5	1	1	7
South	10	-	8	18
West	8	1	-	9
<b>Total</b>	<b>23</b>	<b>2</b>	<b>10</b>	<b>35</b>

Most, and just over half (51%) of rugby union provision is located in the South of the Borough where there are ten pitches available for community use and eight which are unavailable. North Analysis Area has a single rugby union pitch that is unavailable for community use, with no other rugby union pitches provided in the area.

### **Future supply**

The pitch at Carrington RUFC is planned to be sold by the private company that own the site, as part of the Future Carrington Development. As mitigation for this loss, Carrington RUFC will be relocated to a purpose built site on Manchester Road, which will consist of one senior pitch with pipe drainage, a floodlit training area, a clubhouse containing two changing rooms and an onsite car park with 25 spaces.

### **Ownership/management**

Security of tenure between clubs in the Borough is contrasting but the majority have security of tenure either through ownership (freehold) or long term lease agreements.

Sale Rugby FC owns its home venue which was the previous home ground of Sale Sharks. The Club also owns a site which it leases to Sale Sharks as a training ground in exchange for maintenance and continued use of the site by mini and junior teams, in addition to all of Sale Rugby FC's training demand.

Manchester Village Spartans RUFC is based at Sale Sports Club and is constitutionally part of the Club. The rugby union pitch is on the adjacent Clarendon Crescent site which was previously leased by the sports club until approximately five years ago when the term expired, leaving the sports club now renting the pitches. Pitches at Clarendon Crescent are owned and maintained by the Council with Sale Sports Club marking the pitches. The sports club is presently in discussions with the Council to renew the previous lease and requires a term in excess of 25 years to allow for access to grant funding opportunities to help finance development plans for both the main site and Clarendon Crescent. Plans for the latter include the development of a full sized AGP for hockey, with a second senior rugby union pitch to be reinstated in future, subject to planning and funding being secured.

Trafford MV RFCC owns and maintains its own site, with one pitch overmarked with a Gaelic football pitch and rented to St Brendan's Gaelic Football Club.

Bowdon RUFC owns and leases parts of its home venue. Three of the pitches and the clubhouse are owned by the Club, including the one pitch that is floodlit and acts as the main training facility. The remaining two pitches are leased from the Council on a 99 year lease for a peppercorn annual fee. Bowdon RUFC also rents and maintains a pitch at the adjacent Bowdon Country Club and Spa.



## TRAFFORD PLAYING PITCH ASSESSMENT

Carrington RUFC leases its site on an annual basis from a private company. As part of this agreement the pitch is maintained by the Club with a minimal rental being paid annually. When the Club relocates to its new site, tenure will be in the form of a long-term lease (49 years) at a cost of £1 per year; with the Club taking control of maintenance and management of the site.

Altrincham Kersal RFC leases its site from the Council and reports that it has 30 years remaining which was renewed in 2011. Ashton on Mersey RFC report that it leases its home venue from the Council, with 19 years still to run on the agreement. Both of these sites are considered secure with each club maintaining its respective home venue.

### **Pitch quality**

The criteria for assessing rugby pitch quality looks at two key elements; the maintenance programme and the level of drainage on each pitch. An overall quality based on both drainage and maintenance can then be generated.

The agreed rating for each pitch type also represents actions required to improve pitch quality. A breakdown of actions required based on the ratings can be seen below:

*Table 5.2: Definition of maintenance categories*

Category	Definition
M0	Action is significant improvements to maintenance programme
M1	Action is minor improvements to maintenance programme
M2	Action is no improvements to maintenance programme

*Table 5.3: Definition of drainage categories*

Category	Definition
D0	Action is pipe drainage system is needed on pitch
D1	Action is pipe drainage is needed on pitch
D2	Action is slit drainage is needed on pitch
D3	No action is needed on pitch drainage

*Table 5.4: Quality ratings based on maintenance and drainage scores*

		Maintenance		
		Poor (M0)	Adequate (M1)	Good (M2)
Drainage	Natural Inadequate (D0)	Poor	Poor	Standard
	Natural Adequate (D1)	Poor	Standard	Good
	Pipe Drained (D2)	Standard	Standard	Good
	Pipe and Slit Drained (D3)	Standard	Good	Good

The majority of pitches available for community use are rated as either standard quality (11 pitches – 44%) or good quality (11 pitches – 44%). There are just three pitches rated as poor quality, in the West and South Analysis Areas respectively. Both poor pitches located in the South Analysis Area, which achieved an M1/D0 rating, are junior sized and are at Bowdon Rugby Union Football Club.

## TRAFFORD PLAYING PITCH ASSESSMENT

---

All good quality pitches are used by community clubs. The North Analysis Area is the only area which does not have a good quality rugby union pitch. The single pitch at Sale Football Club is maintained by the Club's groundsman and has pipe and slit drainage, installed in 2014. This pitch is also subject to rugby league use from January to October, which does not allow for essential remedial work to be undertaken and required rest between rugby union seasons. Despite this, the pitch remains good quality, however, quality should be monitored to ensure that it does not deteriorate through year round use and limited opportunity for remediation.

*Table 5.5: Summary of rugby union pitch quality in Trafford (community use)*

Analysis area	Pitch quality		
	Good	Standard	Poor
North	-	-	-
Central	4	2	-
South	3	5	2
West	4	4	1
<b>Total</b>	<b>11</b>	<b>11</b>	<b>3</b>

Table 5.6 overleaf shows quality ratings for each of the sites in Trafford based on non-technical site assessment scores and club feedback.

**TRAFFORD  
PLAYING PITCH ASSESSMENT**

Table 5.6: Rugby union pitches quality ratings (community use)

Site ID	Site name	Analysis area	Ownership/management	Community use?	Pitch type	Non-technical assessment rating	Associated quality rating	No. of pitches
5	Altrincham Kersal Rugby Football Club	South	Sports Club	Yes	Senior	M1 / D1	Standard	3
6	Ashton on Mersey Health & Fitness Centre	Central	School	Yes-unused	Senior	M1 / D1	Standard	1
10	Beech Avenue Recreation Ground	South	Trafford Council	Yes	Senior	M1 / D1	Standard	1
15	Bowdon Rugby Union Football Club	South	Sports Club	Yes	Senior	M2 / D2	Good	1
						M2 / D1	Good	1
						M1 / D0	Poor	2
					Junior/training	M1 / D1	Standard	1
18	Broadoak School (Partington Sports Village)	West	School	Yes-unused	Senior	M1 / D1	Standard	1
23	Carrington RUFC	West	Private Ownership	Yes	Senior	M0 / D1	Poor	1
86	Sale Football Club	Central	Sports Club	Yes	Senior	M2 / D3	Good	1
90	Sale Sports Club (Clarendon Crescent)	Central	Trafford Council	Yes	Senior	M1 / D1	Standard	1
112	Trafford Metrovicks RFCC	Central	Sports Club	Yes	Senior	M2 / D2	Good	1
						M2 / D1	Good	2
133	Sale Sharks Training Ground	West	Sports Club	Yes	Senior	M2 / D1	Good	4
135	Bowdon Country Club and Spa	South	Sports Club	Yes	Senior	M2 / D1	Good	1
141	Ashton on Mersey Rugby Club	West	Sports Club	Yes	Senior	M1 / D1	Standard	3

# TRAFFORD PLAYING PITCH ASSESSMENT

---

## ***Ancillary facilities***

Rugby union in Trafford is largely club driven at club owned or managed sites, all of which have access to changing facilities. The ancillary facilities at Carrington RUFC are poor quality and would require significant redevelopment if the Club was to continue to use the site long-term.

Bowdon RUFC has planning permission in place to redevelop much of its site, reconfiguring pitch layout and increasing existing parking. The Club recognises a need to increase the number of changing rooms that it currently has to accommodate increased junior membership as well as the establishment of women's and girls' teams.

Trafford MV RFCC modernised its clubhouse in September 2015, with redevelopment of changing rooms having taken place in 2008. The Club has five large changing rooms and a small gym, having converted one changing room to accommodate this demand. Funding for developments was supplied by the RFU, the Rugby Football Foundation (RFF) and a waste management company as the result of an agreement with the Club.

Manchester Village Spartans RUFC access changing facilities at Sale Sports Club. The Club feel that the quality of the changing rooms is poor and anticipates a significant improvement should the proposed plans by Sale Sports Club proceed.

Ashton on Mersey RFC and Altrincham Kersal RFC both report a need for refurbishment of existing ancillary facilities. Both clubs report that current facilities are dated and require improvement in order to allow the clubs to continue to attract players.

Altrincham Kersal RFC also reports plans to providing floodlighting on another pitch, meaning that all of its pitches will be floodlit, allowing for more even distribution of training demand. The Club are also looking to expand the current car parking capacity.

Sale FC has recently refurbished one of its clubrooms and has further plans to redevelop the whole of the second storey. The Club feel that this will improve the sustainability of the Club by enabling social functions to be held on site, generating increased revenue.

## **5.3: Demand**

### ***Competitive play***

There are seven rugby union clubs playing competitive fixtures in Trafford, providing a total of 70 teams including imported demand from the University of Salford providing three senior teams; two men's and one women's, all of which play at Trafford MV RFCC. There are a total of 18 senior men's teams from community clubs, whilst those same clubs provide just one senior women's teams. Further to this, there are 21 junior teams, of which two are girls' teams; and 27 mini rugby union teams.

The women's is based at Altrincham Kersal RFC, which also has one junior girls' team. The second junior girls' team in the Borough represent Sale FC.

In addition to these teams Sale Sharks RFC has two senior men's and one junior boys' team that train within the Borough, at the Sale Sharks Training Ground in the West Analysis Area.

## TRAFFORD PLAYING PITCH ASSESSMENT

### *Training*

Training generally takes place either on match pitches which have full or partial floodlighting or on separate floodlit training areas. Where appropriate, all training on match pitches is recorded as match equivalent sessions within the capacity analysis. Sale Sharks Training Ground accommodates all training for Sale Rugby FC, in addition to Sale Sharks.

Carrington RUFC has a nomadic training base, using local artificial pitches when it becomes too dark to safely train on a non-floodlit grass pitch. The Club suggests that the cost of providing appropriate training for its members is significant and it eagerly awaits the creation of a floodlit training area at its new site.

Ashton on Mersey RFC does not train on match pitches as it has a floodlit training area which the Club finds appropriate for its training needs.

*Table 5.7: Summary of team demand*

Team play	Number of rugby union teams				
	Senior		Juniors		Mini
	Male	Female	Male	Female	
Altrincham Kersal RFC	4	1	5	1	6
Ashton on Mersey RFC	1	-	1	-	4
Bowdon RUFC	3	-	6	-	5
Carrington RFC	2	-	-	-	-
Manchester Village Spartans RFC	3	-	-	-	-
Sale Rugby FC	2	-	4	1	6
Sale Sharks RFC	2	-	1	-	-
Trafford MV RFCC	3	-	3	-	6
University of Salford	2	1	-	-	-
<b>Total</b>	<b>24</b>		<b>22</b>		<b>27</b>

### *Use of artificial pitches*

Nationally clubs identify the use of 3G pitches for rugby training as a method of protecting the match pitches and providing a high quality surface for full contact practice. Competitive play continues to take place on grass pitches for the most part, with ad hoc use of World Rugby compliant 3G pitches for fixtures in the case of unsuitable pitches due to waterlogging or frost. Only World Rugby compliant 3G pitches can be used for contact training or match play. Non-accredited pitches can only cater for non-contact training sessions. Further detail on use of 3G pitches can be found in Part 7: Third Generation Artificial Pitches.

In December 2015 the RFU announced plans to increase the supply of available World Rugby (WR) certified pitches across the country as part of its Investment Strategy, including investment into 100 3G pitches over a four year period. This is to be made up of 60 pitches on rugby club sites which will be used by the resident club and other local clubs for both match play and training, with a further 40 pitches on other community based sites with usage agreements securing capacity for use by local rugby clubs and groups.

## TRAFFORD PLAYING PITCH ASSESSMENT

The RFU believes increased investment into 3G pitches will allow it to sustain and grow participation in the game given increasing pressure on grass pitches, changing player expectations, competition from other sports investing in artificial pitches and changing weather conditions.

A full sized WR compliant 3G pitch was built at St Ambrose College in 2012 and is used by all of the School's teams. However, this pitch is unavailable for community use for legal and financial reasons. Should the 3G pitch become available for community use from the School it would require availability at peak time and affordability if it was to be used by community clubs. The School has ambitions to let the pitch to local clubs for training purposes, as a way of creating a sinking fund for future refurbishment and continued maintenance of the surface.

Sale Rugby FC reports an ambition to develop a WR compliant 3G pitch at its home venue to replace the current grass pitch. The Club, however, recognises that this may not be possible and therefore will consider replacing an existing pitch at Sale Sharks Training Ground with a WR compliant 3G pitch which can also be used by Sale Sharks for its training demand.

Altrincham Kersal RFC also reports ambitions to replace an existing grass pitch with a WR compliant 3G pitch, preferably the Club's current first team pitch. Also in the Altrincham area, The Grammar also has aspirations to create a full sized WR compliant 3G pitch onsite.

### ***Future demand***

Team generation rates are used below as the basis for calculating the number of teams likely to be generated in the future based on population growth (2026).

*Table 5.8: Team generation rates (by Borough)*

Age group	Current population within age group	Current no. of teams	Team Generation Rate	Future population within age group (2026)	Predicted future number of teams	Additional teams that may be generated from the increased population
Senior Mens (19-45)	38,681	20	1934	40,164	20.8	0
Senior Womens (19-45)	39,822	2	19911	40,320	2	0
Junior Boys (13-18)	8,658	19	456	10,653	23.4	4
Junior Girls (13-18)	8,249	2	4125	10,072	2.4	0
Mini rugby mixed (7-12)	18,459	27	684	20,159	29.5	2

# TRAFFORD PLAYING PITCH ASSESSMENT

Table 5.9: Team generation rates (by Analysis Area)

Age group	Additional teams that may be generated from the increased population (by Analysis Area)				
	North	Central	South	West	Total <sup>23</sup>
Senior Men's (19-45)	0	0	0	0	<b>0</b>
Senior Women's (19-45)	0	0	0	0	<b>0</b>
Junior Boys (13-18)	0	0	2	0	<b>2</b>
Junior Girls (13-18)	0	0	0	0	<b>0</b>
Mini rugby mixed (7-12)	0	0	1	0	<b>1</b>

Team generation rates (TGRs) based on future population growth indicate that participation is anticipated to increase at all age groups. When broken down by Analysis Area it is likely to create at least the number of teams per age group shown in Table 5.9. This equates to the following additional need for pitch capacity:

- ◀ Senior Men: No teams
- ◀ Senior Women: No teams
- ◀ Junior Boys: Two teams (one senior match session)
- ◀ Junior Girls: No teams
- ◀ Mini rugby: One team (0.25 senior match sessions<sup>24</sup>)

Future population projections forecast an increase in demand at all three age formats. Population increases suggest the likely creation of at least four additional junior boys' teams and two mini age groups. Increased participation amongst senior men and junior girls is likely to be accommodated within existing squads.

It is important to note that TGRs are based on population figures and cannot account for specific targeted development work within certain areas or focused towards certain groups, such as CRC coaching activity within schools linking to local clubs or NGB aims as part of the Whole Sport Plan.

The RFU is focused on developing junior participation within Trafford, based on a model of coaching sessions delivered in schools and local communities. Intentions are to form junior teams from these training groups which are linked to local schools and will use pitches at school sites, in some cases also linking to existing clubs to provide a performance pathway.

This is not the sole focus of the RFU, which is actively exploring opportunities to assist with the transition between late junior years and senior rugby. This area has a strategic focus from the RFU and is being facilitated by encouraging casual play and midweek senior matches. The RFU recognises the traditional reduction in participation numbers at this time and it is hoped that by addressing the decrease and offering alternative match times then clubs may be able to retain a larger number of players.

<sup>23</sup> When applied Borough wide, team generation rates forecast the total new participants sufficient to create an additional six teams. However, participation increases are not sufficient to equate to the creation of whole teams in some Areas, for example in practice only four whole teams can be created from increases equivalent to 4.5 teams. Therefore, when team generation rates are applied on an Analysis Area level, in practice it is likely that three new teams can be created with residual demand from participants additional to this likely to form part of existing squads.

<sup>24</sup> Based on mini rugby play equating to 0.25 match sessions per week per team, i.e. using half of a senior pitch.

## TRAFFORD PLAYING PITCH ASSESSMENT

---

Along with RFU development focuses each club has its own development plans, which were established in conjunction with the RFU. These targets are variable, changing dependent on each club's specific situation.

Sale Rugby FC reports plans to create an additional senior men's team; as do Manchester Village Spartans RUFC, which recognises that any new team will need to be able to play on Friday evenings utilising a floodlit pitch, therefore the new team would have to be based at a different site.

Carrington RUFC expresses an interest in creating a new senior men's team and a full mini and junior section. However, the Club understands that the establishment of mini and junior sections is a long-term goal and that if these plans were to be met then the proposed new site on Manchester Road will not be large enough to accommodate this demand.

Ashton on Mersey RFC reports plans to create an additional two senior men's teams and one additional mini team.

The Strategy will contain a Housing Growth Scenario that will estimate the additional demand for rugby union arising from housing development.

### ***Unmet and displaced demand***

Unmet demand is existing demand at clubs which is not able to access sufficient supply of pitches for match play or training. It is usually expressed, for example, where a team is already training but is unable to access a match pitch or where a league or club operates a waiting list due to a lack of pitch provision, which in turn is hindering its growth. No clubs report any unmet demand, at either senior, junior or mini levels.

Displaced demand refers to existing demand which is exported outside of the study area or within the area but a distance from the local community. Trafford MV RFCC reports that its U14 boys team merges with Broughton Park RUFC (Manchester), playing alternate weeks as each club, resulting in the team playing at the Club once every four weeks as opposed to once every two weeks.

In contrast, the University of Salford teams are imported into Trafford, using Trafford MV RFCC as a home venue for matches. Trafford MV RFCC reports that the University of Salford uses the site for up to 20 matches per season.

### ***Rugby League***

Following promotion from League 1 to the Championship in 2015, semi-professional club Swinton Lions RLFC (based in Salford) were forced to relocate from Sedgley Park RUFC (Bury) because facilities did not meet the minimum requirements for the Championship, moving to Sale Football Club. The Club now shares use of the site with Sale Rugby FC, playing throughout the summer and sharing with Sale Rugby FC during the months when the two seasons clash. The Club is part of discussions regarding the development of a community stadium in Pendlebury as a permanent base in Salford which would be able to meet league requirements. If this planned development reaches fruition that would reduce the usage of the rugby pitch at Sale Football Club, increasing spare capacity.



# TRAFFORD PLAYING PITCH ASSESSMENT

---

## ***Casual/unofficial use***

Some sites which are leased or rented to clubs or are expansive publicly accessible sites and are subsequently subject to casual use by residents on a daily basis. The rugby union pitch at Sale Sports Club is owned by the Council and the site is accessible to the public, with some reported unofficial use.

Ashton on Mersey RFC report that one of the pitches at its home venue is infrequently used by the football club which use the adjacent site (Mersey Valley Sports Club), the main use of this pitch is mini football training and due to the infrequent nature of the use it cannot be accurately quantified.

Altrincham Kersal RUFC use a pitch on Beech Avenue Recreation Ground, which is council owned and accessible to the public, the Club reports that this pitch, as well as the three on its home venue, are all used by dog walkers, with litter and dog fouling frequent issues. No other clubs report issues with casual or unofficial use of pitches.

## ***Education***

Rugby union is traditionally a popular sport within independent schools as is the case in Trafford where it is particularly prominent at Sale Grammar School, St Ambrose College and Altrincham Grammar School which play matches on Saturday mornings as is typically the case within independent schools.

The RFU is also active in developing rugby union in local state schools through the All Schools programme launched in September 2012 which aims to increase the number of secondary state schools playing rugby union. These schools link to a local team of RFU Rugby Development Officers (RDOs) which delivers coaching sessions and supports schools to establish rugby union as part of the curricular and extracurricular programme.

## ***RFU Priorities***

The RFU actively works with all affiliated clubs to support growth and development of both participation and facilities. Within Trafford, all clubs are supported by a regional RDO. The RFU identifies the following priorities for future development of the respective clubs:

## TRAFFORD PLAYING PITCH ASSESSMENT

Table 5.10: RFU priorities for each club within Trafford

Club	RFU Priority
Altrincham Kersal RUFC	Establish an additional senior men's team whilst also supporting ladies' and junior sections.
Ashton on Mersey RFC	Sustain the men's first team whilst also supporting the mini and junior sections from U14 and below. Consider establishing the site as an O2 touch centre.
Bowdon RUFC	Continue to support the growth of the mini and junior sections. Provide coaching and infrastructure support. Also consider supporting with pitch improvements.
Carrington RUFC	Help support the establishment of a second senior men's team.
Manchester Village Spartans RFC	Continue to support all senior teams whilst also helping to promote the club in the community.
Trafford MV RFCC	Help develop an additional senior men's side whilst also aiding the growth of junior and colts teams.
Sale Rugby FC	Support the growth of a third senior men's team, in addition to mini, junior and colts rugby. Possible support with facility developments.

In all instances where support for mini, junior and colts rugby union teams has been identified, the RFU, Sale Sharks Community Rugby and the respective Clubs are exploring options to provide sessions and fixtures within local schools and community organisations to further aid development.

#### 4.4: Capacity analysis

The capacity for pitches to regularly accommodate competitive play, training and other activity over a season is most often determined by quality. As a minimum, the quality, and therefore the capacity, of a pitch affect the playing experience and people's enjoyment of playing rugby. In extreme circumstances it can result in the inability of the pitch to cater for all or certain types of play during peak and off peak times. To enable an accurate supply and demand assessment of rugby pitches, the following assumptions are applied to site by site analysis:

- ◀ All sites that are used for competitive rugby matches (regardless of whether this is secured community use) are included on the supply side. All competitive play is on senior sized pitches (except for where mini pitches are provided).
- ◀ From U13 upwards, teams play 15v15 and use a full pitch. Where mini pitches are not provided, mini (U7-12) teams play on half of a senior pitch i.e. two teams per senior pitch.
- ◀ For senior and youth teams the current level of play per week is set at 0.5 for each match played based on all teams operating on a traditional home and away basis (assumes half of matches will be played away). For mini teams, play per week is set at 0.25 for each match played across half of one senior pitch, based on all teams operating on a traditional home and away basis.
- ◀ All male adult club league rugby takes place on a Saturday afternoon. U13-18 rugby generally takes place on a Sunday morning. Training that takes place on club pitches is reflected by the addition of team equivalents. Team equivalents have been calculated on the basis that 30 players (two teams) train on the pitch for 90 minutes (team equivalent of one) per night.

## TRAFFORD PLAYING PITCH ASSESSMENT

As a guide, the RFU has set a standard number of matches that each pitch should be able to accommodate. Capacity is based upon a basic assessment of the drainage system and maintenance programme ascertained through a combination of the quality assessment and the club survey as follows:

*Table 5.10: Pitch capacity (matches per week) based on quality assessments*

		Maintenance		
		Poor (M0)	Adequate (M1)	Good (M2)
<b>Drainage</b>	Natural Inadequate (D0)	0.5	1.5	2
	Natural Adequate or Pipe Drained (D1)	1.5	2	3
	Pipe Drained (D2)	1.75	2.5	3.25
	Pipe and Slit Drained (D3)	2	3	3.5

This guide should only be used as a very general measure of potential pitch capacity and does not account for specific circumstances at time of use and assumes average rainfall and an appropriate end of season rest and renovation programme.

The figures are based upon a pipe drained system at 5m centres that has been installed in the last eight years and a slit drained system at 1m centres completed in the last five years.

### ***The peak period***

In order to fully establish actual spare capacity, the peak period needs to be established. Peak time for senior rugby union matches in Trafford is Saturday afternoons although junior and mini teams play on senior pitches on Sunday mornings. Therefore, the peak time for requirement of senior pitches is actually Sundays, as the majority of demand comes from junior and mini teams, but for senior rugby it is Saturday afternoons.

## TRAFFORD PLAYING PITCH ASSESSMENT

Table 5.11: Rugby union provision and level of current use within Trafford

Site ID	Site name	Available for community use?	Security of tenure	Pitch type	Quality rating	No. of pitches	Floodlighting	Match equivalent sessions (per week)	Site capacity (sessions per week)	Capacity rating	Comments
5	Altrincham Kersal Rugby Football Club	Yes	Secured	Senior	Standard (M1/D1)	1	No	2.5	2	0.5	Pitch is overplayed and receives no training demand.
					Standard (M1/D1)	1	Yes	4.5	2	2.5	Pitch is overplayed and receives training demand.
					Standard (M1/D1)	1	Yes	4.5	2	2.5	Pitch is overplayed and receives training demand.
6	Ashton on Mersey Health & Fitness Centre	Yes-unused	Unsecured	Senior	Standard (M1/D1)	1	No	0	1	1	Spare capacity and available for community use but currently unused.
10	Beech Avenue Recreation Ground	Yes	Secured	Senior	Standard (M1/D1)	1	No	0.5	2	1.5	Spare capacity and available for community use, used by Altrincham Kersal RUFC.
15	Bowdon Rugby Union Football Club	Yes	Secured	Senior	Good (M2/D2)	1	No	2.25	3.25	1	Spare capacity and available for community use.
					Good (M2/D1)	1	No	2.25	3	0.75	Spare capacity and available for community use.
					Poor (M1/D0)	2	No	4.5	3	1.5	Pitches are overplayed, due to poor quality.
				Junior/training	Standard (M1/D1)	1	Yes	8.25	2	6.25	Pitch is overplayed and accommodates all training demand for Bowdon RUFC.
18	Broad oak School (Partington Sports Village)	Yes-unused	Unsecured	Senior	Standard (M1/D1)	1	No	0	1	1	Spare capacity and available for community use but currently unused.
23	Carrington RUFC	Yes	Secured	Senior	Poor (M0/D1)	1	No	1	1.5	0.5	Spare capacity and available for community use.
75	North Cestrian Grammar School Playing Fields	No	Unsecured	Senior	Poor (M0/D0)	1	No	0	0.5	0.5	Spare capacity unavailable for community use.
86	Sale Football Club	Yes	Secured	Senior	Good (M2/D3)	1	Yes	3.5 <sup>25</sup>	3.5	-	Pitch is at capacity, accommodating both rugby union and rugby league use, with no time for remedial maintenance work.
87	Sale Grammar School	No	Unsecured	Senior	Standard (M1/D1)	1	No	0	2	2	Spare capacity but unavailable for community use.
90	Sale Sports Club (Clarendon Crescent)	Yes	Unsecured	Senior	Standard (M1/D1)	1	No	1.5	2	0.5	Spare capacity on the pitch and available for community use.
94	St Ambrose College	No	Unsecured	Senior	Good (M2/D2)	3	No	0	9.75	6.75	Spare capacity unavailable for community use.
103	Stretford Grammar School	No	Unsecured	Senior	Poor (M0/D0)	1	No	0	0.5	0.5	Spare capacity unavailable for community use.
104	The Grammar	No	Unsecured	Senior	Poor (M0/D0)	2	No	0	1	1	Spare capacity unavailable for community use.
				Mini	Poor (M0/D0)	2	No	0	1	1	Spare capacity unavailable for community use.

<sup>25</sup> 0.5 match equivalent sessions added to usage due to rugby league use of pitch from January to October.

## TRAFFORD PLAYING PITCH ASSESSMENT

Site ID	Site name	Available for community use?	Security of tenure	Pitch type	Quality rating	No. of pitches	Floodlighting	Match equivalent sessions (per week)	Site capacity (sessions per week)	Capacity rating	Comments
112	Trafford Metrovicks RFC	Yes	Secured	Senior	Good (M2/D2)	1	Yes	7	3.25	3.75	Pitch is overplayed and accommodates all club training demand.
					Good (M2/D1)	1	No	3	3	-	Pitch at capacity, as it accommodates club, university and school matches.
					Good (M2/D1)	1	No	4 <sup>26</sup>	3	1	Pitch is overplayed as it accommodates club, university and school matches, in addition to being marked for Gaelic football.
133	Sale Sharks Training Ground	Yes	Secured	Senior	Good (M2/D1)	1	Yes	5	3	2	Pitch is overplayed due to accommodating all training demand of Sale Rugby FC.
				Senior	Good (M2/D1)	1	No	7	3	4	Pitch is overplayed, partly due to training demand from Sale Sharks.
				Senior	Good (M2/D1)	1	No	1.5	3	1.5	Pitch has spare capacity and is available for community use.
				Senior	Good (M2/D1)	1	No	1.5	3	1.5	Pitch has spare capacity and is available for community use.
135	Bowdon Country Club and Spa	Yes	Secured	Senior	Good (M2/D1)	1	No	1	3	2	Pitch has spare capacity and is used by Bowdon RUFC.
141	Ashton on Mersey Rugby Club	Yes	Secured	Senior	Standard (M1/D1)	1	No	1	2	1	Pitch has spare capacity and is available for community use.
				Senior	Standard (M1/D1)	1	No	1	2	1	Pitch has spare capacity and is available for community use.
				Senior	Standard (M1/D1)	1	No	1	2	1	Pitch has spare capacity and is available for community use.

Most junior play takes place on adult pitches and this has been added where applicable to calculate the actual play on sites. Team equivalents for training sessions taking place on match pitches have also been added.

Irregular, ad-hoc, use of Sale Sharks Training Ground pitches by The Developing Playing Programme (DPP), for promising junior players aged 13 to 15 that have the potential to enter in to the Sale Sharks Academy, could occasionally result in higher match equivalent sessions per week taking place on the site. The irregular nature of this use can not be accurately quantified and therefore has not been included in the above figures. Pitch usage should be monitored and managed to ensure that this ad-hoc use does not result in all pitches becoming overplayed.

<sup>26</sup> 0.5 match equivalent sessions added to usage due to Gaelic football use of pitch from February to October.

# TRAFFORD PLAYING PITCH ASSESSMENT

## 5.5: Supply and demand analysis

Having considered supply and demand, the tables below identify the overall spare capacity in each of the analysis areas for senior rugby union pitches based on match equivalent sessions. Future demand is based on team generation rates (TGRs) which are driven by population increases as well as club development plans.

Table 5.12: Summary of supply and demand balance on senior rugby union pitches

Analysis area	Actual spare capacity <sup>27</sup>	Demand (match equivalent sessions)			
		Overplay	Current total	Future demand	Future total
North	-	-	-	-	-
Central	1	4.75	3.75	1.75	5.5
South	3	13.25	10.25	2.25	12.5
West	5.5	6	0.5	2.5	3
<b>Total</b>	<b>9.5</b>	<b>24</b>	<b>14.5</b>	<b>6.5</b>	<b>21</b>

Overall there is a requirement for 14.5 match equivalent sessions on senior rugby union pitches to meet current demand. This is further exacerbated when considering future demand from community clubs and from TGRs based on population forecasts, creating a requirement for 21 match equivalent sessions to meet both current and future demand.

The South Analysis Area currently has a current overplay of 10.25 match sessions and this will be exacerbated in the future, amounting to 12.5 match sessions. The North Analysis Area, currently has no overplay and no actual spare capacity, suggesting that current demand in this area is being met at present. There is no additional future demand in the North Analysis Area, meaning that the pitches in this area will remain at capacity.

The requirement for additional match sessions and accumulated overplay on senior pitches across rugby union sites can be attributed to a number of factors, of which, one or more may influence the current picture at most sites. A high volume of mini and junior teams play matches on senior pitches, contributing to the overplay of those pitches. Training at rugby union clubs in Trafford typically takes place on match pitches, often focused on one or more pitches which are floodlit. This intensifies use of the specific pitch to beyond the recommended capacity to accommodate, especially as senior rugby union teams have a preference to train twice weekly.

One solution to this may be to improve the quality of all natural turf pitches, whilst also installing floodlights on more pitches at club sites. This would then allow teams to rotate training location, distributing training demand across a larger number of pitches, reducing overplay on, usually, the one floodlit pitch. Providing floodlighting for dedicated training areas would also aid this.

An alternative solution may be through an increased use of compliant 3G pitches. For example, if the World Rugby compliant 3G pitch at St Ambrose was available for community use at an affordable rate, then training demand could be accommodated from local clubs, reducing the use of match pitches, provided that it was available at peak times and affordable for clubs. Further examination in to this would be required should the 3G pitch become available for community use.

<sup>27</sup> In match equivalent sessions per week

## TRAFFORD PLAYING PITCH ASSESSMENT

### *Actual spare capacity*

The next step is to ascertain whether or not any identified 'potential capacity' can be deemed 'actual capacity'. There may be situations where, although a site is highlighted as potentially able to accommodate some additional play, this should not be recorded as spare capacity against the site. For example, a site may be managed to regularly operate slightly below full capacity to ensure that it can cater for a number of regular friendly matches and activities that take place but are difficult to quantify on a weekly basis.

Sites which are unavailable for community use will show as having potential capacity but are deemed to have no actual capacity. This is usually an issue with school sites, which rarely let out rugby union pitches unless a community use agreement is in place.

There are 14 sites which display potential spare capacity to accommodate additional play totalling 25 match sessions. However, in practice only 9.5 match sessions across seven sites, are available on senior pitches at peak time for senior play.

*Table 5.13: Summary of actual spare capacity on senior pitches (Saturday PM)*

Site ID	Site name	Analysis area	Potential capacity	Actual spare capacity	Comments
6	Ashton on Mersey Health & Fitness Centre	Central	1	1	Actual spare capacity during peak period.
10	Beech Avenue Recreation Ground	South	1.5	1	Actual spare capacity during peak period.
15	Bowdon Rugby Union Football Club	South	1	0.5	Actual spare capacity during peak period.
			0.75	0.5	Actual spare capacity during peak period.
18	Broadoak School (Partington Sports Village)	West	1	1	Actual spare capacity during peak period.
23	Carrington RUFC	West	0.5	-	No actual spare capacity during peak period.
75	North Cestrian Grammar School Playing Fields	South	0.5	-	No actual spare capacity as site is unavailable for community use.
87	Sale Grammar School	Central	1	-	No actual spare capacity as site is unavailable for community use.
90	Sale Sports Club (Clarendon Crescent)	Central	0.5	-	No actual spare capacity during peak period.
94	St Ambrose College	South	6.75	-	No actual spare capacity as site is unavailable for community use.
103	Stretford Grammar School	North	0.5	-	No actual spare capacity as site is unavailable for community use.
104	The Grammar	South	2	-	No actual spare capacity as site is unavailable for community use.

## TRAFFORD PLAYING PITCH ASSESSMENT

Site ID	Site name	Analysis area	Potential capacity	Actual spare capacity	Comments
133	Sale Sharks Training Ground	West	1.5	1	Actual spare capacity during peak period.
			1.5	1	Actual spare capacity during peak period.
135	Bowdon Country Club and Spa	South	2	1	Actual spare capacity during peak period.
141	Ashton on Mersey Rugby Club	West	1	0.5	Actual spare capacity during peak period.
			1	1	Actual spare capacity during peak period.
			1	1	Actual spare capacity during peak period.
			<b>27</b>	<b>9.5</b>	<b>Total</b>

The programming of mini rugby matches can be problematic with regards to ascertaining spare capacity, especially at peak time. Mini rugby sections do not play regular matches as part of a league format, rather clubs organise for a number of their mini age groups to play those from another club at once either at home or away. Teams will generally hold training sessions instead on the weeks that mini sections do not have a fixture event arranged. This means that mini sections require use of all home pitches for two or three mornings a month but may play an away fixture one week meaning none of the pitches are used that particular morning. Mini pitches are consequently considered to have no actual spare capacity as they are used most weeks but it is acknowledged there are some when the pitches are not in use.

### ***Overplay***

There are ten pitches across four sites which are overplayed totalling 24 match sessions. All overplayed pitches are senior size, with 13.25 match sessions in the South Analysis Area. The North Analysis Area has no overplay.



## TRAFFORD PLAYING PITCH ASSESSMENT

Table 5.14: Overplay summary (pitches used by community teams)

Site ID	Site name	Analysis area	Overplay
5	Altrincham Kersal Rugby Football Club	South	0.5
			2.5
			2.5
15	Bowdon Rugby Union Football Club	South	6.25
			1.5
112	Trafford Metrovicks RFC	Central	3.75
			1
133	Sale Sharks Training Ground	West	2
			4
			<b>24</b>
		<b>Total</b>	<b>24</b>

### Rugby union summary

- ▶ **There are shortfalls of supply to cater for the level of demand expressed in Trafford at present, totalling a need for a further 14.5 match sessions on senior pitches. This is further exacerbated to create a future requirement for an additional 21 match sessions.**
- ▶ In total there are 35 rugby union pitches in Trafford, made up of 29 senior, four junior and two mini sized pitches. There are 25 pitches available and used by community clubs in some capacity and a further two which are available but unused for club rugby.
- ▶ There is one full sized World Rugby certified 3G pitch within Trafford suitable for competitive play or full contact rugby training, located at St Ambrose College but this is not currently available for community use.
- ▶ The North has the fewest pitches with just one, whilst the South Area has the largest proportion of total supply.
- ▶ Most of the pitches available for community use are assessed as standard quality (12) whilst eleven are good quality and two are poor quality.
- ▶ Tenure for all clubs in the area is considered secure. Carrington RUFC plan to relocate to a new site with a longer term lease in place increasing security for the Club.
- ▶ Floodlit training provision for Carrington RUFC is non-existent, with the Club having a nomadic training location, utilising local sand-based AGPs for some training demand.
- ▶ Clubs generally train on match pitches and most senior sections train twice weekly. Focused training demand on fully or floodlit pitches is a key contributor to overplay at a number of sites.
- ▶ Use of 3G pitches for training is limited with few clubs consistently using them, instead preferring to use them during the worst periods of winter weather to protect grass pitch quality.
- ▶ There are seven rugby union clubs playing in Trafford, providing a total of 67 teams. There are 18 senior teams, 21 junior' teams and 27 mini squads. Imported demand from The University of Salford contributes an additional three senior teams, playing midweek at Trafford MV RFCC.
- ▶ TGRs forecast the likely creation of at least four additional junior boys' teams and two mini age groups.
- ▶ Community clubs in Trafford report plans to create an additional five senior men's teams, with Carrington RUFC also planning on creating mini and junior teams until these sections of the Club are full. Ashton on Mersey RFC report plans to create an additional mini team.
- ▶ There are a number of ambitions for increased rugby union provision across Trafford.

# TRAFFORD PLAYING PITCH ASSESSMENT

## PART 6: HOCKEY

### 6.1: Introduction

Hockey in England is governed by England Hockey (EH) and is administered locally by the North Hockey Association.

Competitive league hockey matches and training can only be played on sand based, sand dressed or water based artificial grass pitches (AGPs). Although competitive play cannot take place on third generation turf pitches (3G), 40mm pitches may be suitable, in some instances, for introductory level hockey, such as school curriculum low level hockey and are preferred to poor grass or tarmac surfaces. EH's Artificial Grass Playing Surface Policy details suitability of surface type for varying levels of hockey, as shown below.

*Table 6.1: England Hockey guidelines on artificial surface types suitable for hockey*

Category	Surface	Playing Level	Playing Level
England Hockey Category 1	Water surface approved within the FIH Global/National Parameters	<b>Essential</b> International Hockey - Training and matches	<b>Desirable</b> Domestic National Premier competition Higher levels of EH Player Pathway Performance Centres and upwards England
England Hockey Category 2	Sand dressed surfaces within the FIH National Parameter	<b>Essential</b> Domestic National Premier competition Higher levels of player pathway: Academy Centres and Upwards	<b>Desirable</b> All adult and junior League Hockey Intermediate or advanced School Hockey EH competitions for clubs and schools (excluding domestic national league)
England Hockey Category 3	Sand based surfaces within the FIH National Parameter	<b>Essential</b> All adult and junior club training and league Hockey EH competitions for clubs and schools Intermediate or advanced schools hockey	<b>Desirable</b>
England Hockey Category 4	All 3G surfaces	<b>Essential</b> None	<b>Desirable</b> Lower level hockey (Introductory level) when no category 1-3 surface is available.

## TRAFFORD PLAYING PITCH ASSESSMENT

For senior teams, a full-sized pitch for competitive matches must measure at least 91.4 x 55 metres excluding surrounding run off areas which must be a minimum of two metres at the sides and three metres at the ends. EH preference is for four metre side and five metre end run offs, with a preferred overall area of 101.4 x 63 metres though a minimum overall area of 97.4 x 59 metres is accepted.

It is considered that a hockey pitch can accommodate a maximum of four matches on one day (peak time) provided that the pitch has floodlighting. Training is generally midweek and requires access to a pitch and floodlights.

### Consultation

There are six hockey clubs based or playing within Trafford. Face to face consultation was carried out with all six clubs, with response rate equating to 100%. The following clubs were met with face to face:

- ◀ Bowdon HC
- ◀ Brooklands MU HC
- ◀ Brooklands Poynton HC
- ◀ Sale HC
- ◀ Timperley HC
- ◀ Urmston HC

### 6.2: Supply

In total there are nine full sized, hockey suitable AGPs in Trafford. Seven of the nine are sand based surfaces whilst two are water based. Eight of the nine pitches offer community use, however of these eight only six have both community use and floodlighting.

There is one sand dressed AGP at Trafford College which is unavailable for community use and is without floodlighting. There is a sand based AGP at Urmston Grammar School, however, this is unsuitable for hockey use as it is not floodlit and three quarters of the required size.

*Table 6.2: Hockey suitable AGPs by location*

Site ID	Site	Community use	No. of Pitches	Floodlit?	Surface	Analysis area
14	Bowdon Cricket, Hockey & Squash Club	Yes	1	Yes	Water based	South
20	Brooklands Sports Club	Yes	1	Yes	Water based	Central
32	Devisdale Pitches (Altrincham Grammar School for Girls)	Yes	2	No	Sand dressed	South
104	The Grammar (Altrincham Grammar School for Boys)	Yes	1	Yes	Sand filled	South
105	Timperley Cricket, Hockey & Lacrosse Club	Yes	2	Yes	Sand dressed	South
110	Trafford College	No	1	No	Sand dressed	South
121	Wellacre Academy	Yes	1	Yes	Sand filled	West

## TRAFFORD PLAYING PITCH ASSESSMENT

---

The majority of hockey suitable AGPs are located in the South Analysis Area (78% or seven pitches) whilst the West and Central Analysis Areas have an equal supply of the provision amounting to one pitch each (11%). The AGP at Trafford College is reportedly poor quality and its availability for community use is limited to a single football club, with whom an agreement was in place prior to a staffing restructure, which has since resulted in facilities not being available for community lettings.

### ***Future supply***

Sale Sports Club (of which Sale Hockey Club is a member) previously leased Clarendon Crescent opposite the main sports club site where it has played for over 60 years. The lease expired approximately five years ago and the sports club now rents other grass pitches on the site, though it is in discussions with the Council regarding renewing the expired lease in order to proceed with significant development plans which take in both the main site and Clarendon Crescent. Part of these plans include the creation of a new hockey suitable AGP at Clarendon Crescent with floodlighting, in order to accommodate both match play and training demand from Sale HC, the only section not to play at the sports club and currently displaced to access facilities in Manchester.

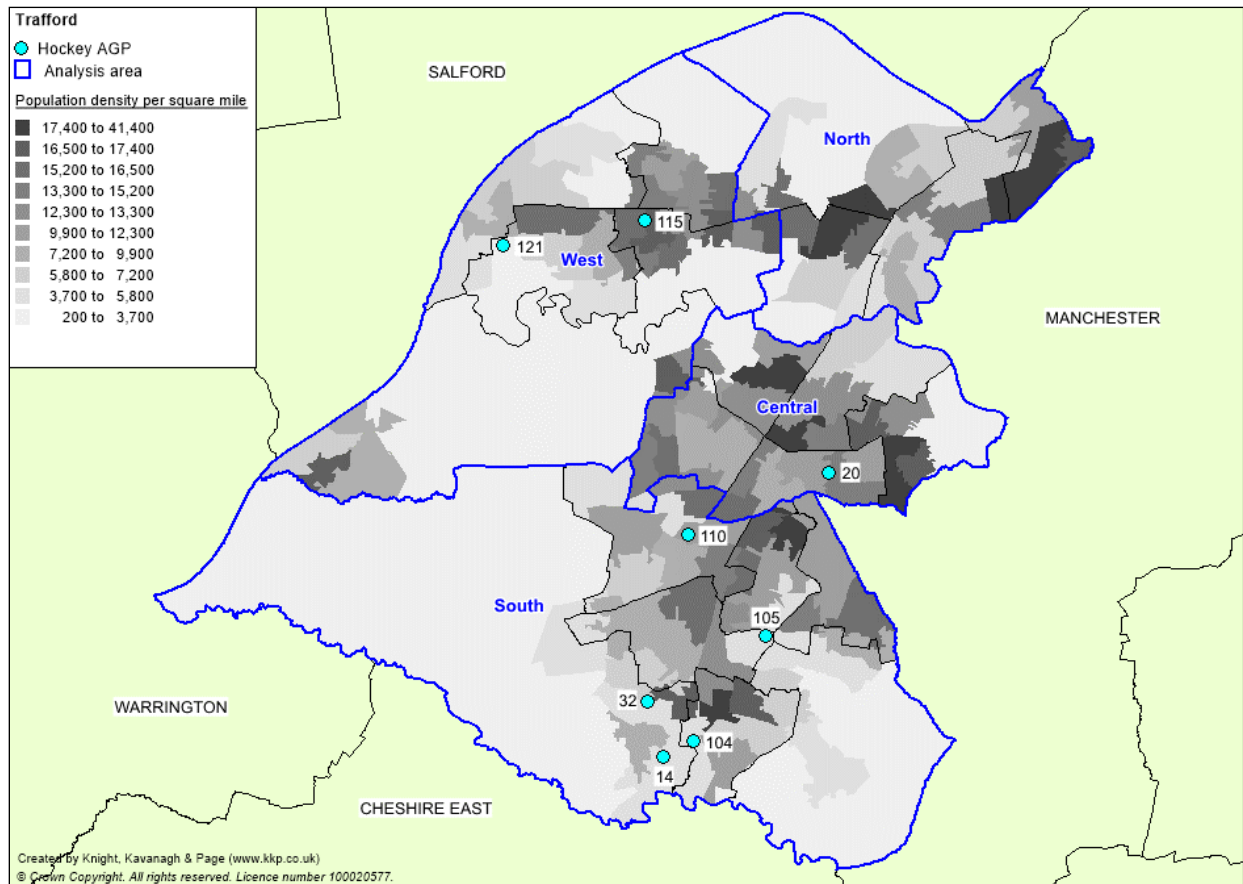
Wellacre Academy has a desire to convert the sand filled AGP to a 3G surface and had previous plans which did not come to fruition. The pitch is used by Urmston HC for both matches and training. This is the only hockey AGP available for Urmston HC in Urmston and Trafford. The Academy (for boys) mainly plays football and rugby league, whilst key community partners Flixton FC and Trafford FC are both football users, the latter combining with the Academy for its football academy based onsite. As such, both the Academy and club partners have a preference for a 3G surface.

Urmston Grammar School is considering options to resurface the sand based AGP to a 3G surface. Its current small sized sand based AGP has not been made available for community use for approximately five years, mainly because it has deteriorated to such poor quality though partly due to the lack of floodlighting. Urmston Hockey Club previously used the pitch for training purposes and has expressed an interest in moving back to the site if the surface quality was improved to facilitate the growth of its junior section because the pitch is near to its clubhouse building. Both AFC Urmston Meadowside and Trafford FC juniors have expressed interest in using the pitch for training should it become a 3G surface, however the lack of floodlighting limits the potential for midweek community use. At present community use is only practically available at weekends when daylight allows but the pitch is not big enough for match play, whilst resurfacing to a 3G pile would render it unsuitable for club hockey use.

Any proposed conversions of a sand based AGP to a 3G surface should be discussed with EH, the FA and Sport England to ensure there will be no detrimental impact on hockey.

# TRAFFORD PLAYING PITCH ASSESSMENT

Figure 6.1: Location of full sized hockey suitable AGPs in Trafford



## Quality

Seven of the nine (78%) AGPs are rated as standard quality, with one poor quality pitch at Trafford College; and one good quality, recently refurbished, pitch at Brooklands Sports Club. It should also be noted that the two Devisdale Pitches are parallel with no fence or barrier between them, meaning that only one pitch is considered able to be used at any one time for safety purposes.

## TRAFFORD PLAYING PITCH ASSESSMENT

Table 6.3: Summary of hockey AGP quality in Trafford

Site ID	Site	Number of AGPs	Surface	Quality	Year built (refurbished)
14	Bowdon Cricket, Hockey & Squash Club	1	Water based	Standard	2001
20	Brooklands Sports Club	1	Water based	Good	2016
32	Devisdale Pitches (Altrincham Grammar School for Girls)	2	Sand Dressed	Standard	2006
104	The Grammar (Altrincham Grammar School for Boys)	1	Sand filled	Standard	2007
105	Timperley Cricket, Hockey & Lacrosse Club	2	Sand Dressed	Standard	2007
110	Trafford College	1	Sand Dressed	Poor	2006
121	Wellacre Academy	1	Sand filled	Standard	2005

It is considered that the carpet of an AGP usually lasts for approximately 10 years (depending on levels of use), though its lifespan can be prolonged in some cases where maintenance is of particularly high quality and rigor. As shown in Table 6.3, five AGPs are in excess of the recommended ten year lifespan and should be considered for surface replacement in coming years, whilst three pitches are within a year of requiring surface replacement.

### **Conversion to 3G surfaces**

Since the introduction of 3G pitches and given their popularity for football, providers have seen this as a way to replace a worn sand or water based carpet and generate increased revenue from hiring out a 3G pitch to football and rugby clubs and commercial football providers. This has often come at the expense of hockey, with players now travelling further distances to gain access to a suitable pitch and many teams consequently displaced from their preferred local authority.

Due to its impact on hockey, it is appropriate to ensure that sufficient sand based AGPs are retained for the playing development of hockey. To that end, a change of surface will require a planning application and the applicants will need to show that there is sufficient provision available for hockey in the locality. Advice from Sport England and EH should also be sought prior to any planning application being submitted.

It should also be noted that, if a surface is changed, it could require the existing floodlighting to be changed and in some instances noise attenuation measures may need to be put in place.

A 3G surface is limited in the range of sport that can be played or taught on it. Providers proposing a conversion should take advice from the appropriate sports' governing bodies or refer to Sport England guidance: <https://www.sportengland.org/facilities-planning/tools-guidance/design-and-cost-guidance/artificial-sports-surfaces/>

# TRAFFORD PLAYING PITCH ASSESSMENT

---

## ***Ownership/management***

Four of the six Trafford based hockey clubs own the sites at which they are based. Sale HC and Urmston HC rent the pitches that they use from William Hulme Grammar School (Manchester) and Wellacre Academy respectively. Urmston Hockey Club's rental agreement with Wellacre Academy is annual and therefore cannot be considered secure, with the Club not having management of the pitch or site. Community use at The Grammar is jointly managed by Trafford Leisure on behalf of the school. The two Devisdale pitches (Altrincham Grammar School for Girls) are rented seasonally by Bowdon HC, however, as the agreement is not long-term these pitches are considered to be unsecure.

Bowdon HC, Timperley HC and Brooklands MU & Poynton Hockey clubs all own respective home venues as part of multi-sport clubs. All pitches at these sites should be considered secured and are managed by the sports clubs themselves.

## ***Ancillary provision***

Access to ancillary facilities at school sites can often be restricted for security reasons where changing rooms are located in the main school building or where there is a lack of staffing to open and manage access. This is generally not the case for clubs using facilities at school sites in Trafford with no clubs reporting any issues relating to access using Devisdale pitches, The Grammar or Wellacre Academy. Urmston HC did note that the changing facilities at Wellacre Academy were dated and needed updating.

Timperley HC feels that the changing facilities at its home venue need to be made bigger to accommodate adult teams at weekends. It is also felt that increasing the number of changing rooms would be beneficial due to the number of teams which use the site on peak days. Storage at the site could be improved to provide a more ergonomic system to improve access to equipment, whilst the Club does not have dugouts as it is concerned with potential anti-social behaviour which may arise if they were present.

Sale HC highlights an issue with playing at William Hulme Grammar School before returning to social facilities at the home base Sale Sports Club in Trafford, (approximately six miles away) with the Club feeling that this negatively impacts on revenue generation and the number of people partaking in post-match activities. This is one of the key drivers behind Club ambitions to create a new hockey AGP at Clarendon Crescent so that all sports can be accommodated at Sale Sports Club and the hockey club will then be able to access onsite clubhouse provision.

## TRAFFORD PLAYING PITCH ASSESSMENT

### 6.3: Demand

Trafford is a very strong area for hockey and there are 75 hockey teams using AGPs across five community clubs, with a cumulative membership of 1777 members. Sale HC are also from Trafford, however, due to a lack of an available pitch all of the Club's demand for both match play and training is based in Manchester.

*Table 6.4: Summary of teams playing in Trafford*

Name of club	Senior Men's	Senior Women's	Junior Boys'	Junior Girls'	Total Members
Bowdon HC	8	6	5	-	620
Brooklands MU HC	9	-	1	-	373
Brooklands Poynton HC	-	4	-	3	206
Timperley HC	6	8	9	8	417
Urmston HC	3	3	2	-	161
<b>Totals</b>	<b>26</b>	<b>21</b>	<b>17</b>	<b>11</b>	<b>1777</b>

All junior play of Trafford based team's takes place within the Greater Manchester Junior Hockey League (GMJHL) with matches taking place at the Armitage Centre (Manchester) on a central venue basis. The League hosts competition for 7 aside format hockey and has three divisions each for boys and girls at the U11, U13 and U15 age groups. In total, there are over 50 teams from across 15 clubs with most based within Greater Manchester.

Of clubs playing within Trafford, Brooklands Poynton HC, Brooklands MU HC, Bowdon HC and Timperley HC have junior teams, in the GMJHL.

Senior men's teams compete in the North West Men's Hockey League and the senior women's teams compete in the North Hockey Women's League and Cheshire Women's League. In total clubs in Trafford contribute 37 teams to the respective regional leagues with two men's and three women's teams competing in the National Hockey Leagues. Bowdon HC contributes both a men's and women's team to the National League; similarly the respective Brooklands clubs each contribute one team to the men's and women's league respectively. Timperley Hockey Club's women's first team are the Club's only senior team competing in the National Leagues.



## TRAFFORD PLAYING PITCH ASSESSMENT

### Availability and usage

Sport England's Facilities Planning Model (FPM) applies an overall peak period for AGPs of 35 hours per week (Monday to Thursday 17:00-21:00; Friday 17:00-19:00; Saturday and Sunday 09:00-17:00). Using this calculation, eight of the nine hockey suitable AGPs in Trafford are readily available to the community, with six pitches available for at least 29 hours during the peak period and three pitches available throughout (35 hours).

The table below shows all available sites with full sized hockey suitable AGP provision and a summary of use at each. Bowdon HC are based across three sites to accommodate the large number of teams. A similar issue exists with both Brooklands MU HC and Brooklands Poynton HC who are both based at Brooklands Sports Club and are displaced to Armitage Centre (Manchester), as a result of the number of teams that both clubs regularly put out. In addition, it records the availability of provision within the peak period.

Table 6.5: Usage of full sized sand based AGPs (available for community use)

Site ID	Site	Number of AGPs	Floodlit	Analysis area	Community use hours in the peak period (per AGP)	Clubs/groups using the pitch (teams) <sup>28</sup>	Training capacity	Match capacity	Comments
14	Bowdon Cricket, Hockey & Squash Club	1	Yes	South	Weekdays: 19 hours Weekends: 10 hours Total: 29 hours	Bowdon HC (11) <i>Hale United FC (23)</i>	The site accommodates all training demand from Bowdon HC during the week, with an 8pm cut off for the floodlights to be on. The Club requires additional training slots due to the number of players.	No spare match capacity available on a Saturday for matches. One match per week is played on a Sunday by the Club.	Club has applied for permission to allow floodlights to be on until 10pm, which would give the club an additional two hours per day of use in the winter.
20	Brooklands Sports Club	1	Yes	Central	Weekdays: 19 hours Saturday: 8 hours Sunday: 7 hours Total: 34 hours	Brooklands MU HC (10) Brooklands Poynton HC (7)	Used by all senior teams of Brooklands MU HC and Brooklands Poynton HC on Tuesday and Thursday evenings, with training at weekends for junior teams between 9am and 12pm.	Used by Brooklands MU HC and Brooklands Poynton HC for at least 9 hours during peak period, although the Clubs report that often used more.	Site is the home venue of both Brooklands MU and Brooklands Poynton. The Clubs use the site for the majority of matches and all of training need.
32	Devisdale Pitches (Altrincham Grammar School for Girls)	2	No	South	Weekdays: 0 hours Weekends: 16 hours Total: 16 hours	Bowdon HC (4)	Unable to accommodate training demand as neither pitch is floodlit.	Used by Bowdon HC as an overspill venue for matches. Has capacity for just an additional one match session early on Saturday morning as late afternoon capacity is unavailable due to lack of floodlighting. However, effective fixture programming would be required as one Saturday morning a month the School uses the pitches.	Two adjacent pitches without a dividing fence or barrier; meaning that only one pitch can safely be used at a time. Site is owned and used by Altrincham Grammar School for Girls, which uses the site on one Saturday morning per month.
104	The Grammar (Altrincham Grammar School for Boys)	1	Yes	South	Weekdays: 19 hours Weekends: 16 hours Total: 35 hours	Bowdon HC (4) <i>Altrincham Juniors FC (18)</i> <i>Broadheath Central Juniors FC (17)</i>	Site is unused for club hockey training during the week.	Used by Bowdon HC as the home venue for four teams.	This site is used as a secondary venue for Bowdon HC, with no school use at weekends. League rules only allow matches to start from 12 onwards.

<sup>28</sup> Other sports club users shown in italics

**TRAFFORD  
PLAYING PITCH ASSESSMENT**

Site ID	Site	Number of AGPs	Floodlit	Analysis area	Community use hours in the peak period (per AGP)	Clubs/groups using the pitch (teams) <sup>28</sup>	Training capacity	Match capacity	Comments
105	Timperley Cricket, Hockey & Lacrosse Club	2	Yes	South	Weekdays: 19 hours Weekends: 16 hours Total: 35 hours	Timperley HC (31)  <i>Timperley Lacrosse Club (13)</i> <i>Broadheath Central Juniors FC (12)</i> <i>Timperley FC (12)</i>	Timperley HC reports that the pitches are used for 12 hours of training per week by the Club. It is also reported that the pitches are used for lacrosse on Wednesday evenings between 5.30 and 10pm and junior football and by local schools.	Used by Timperley HC to for all match play with no spare capacity during the peak period for additional matches. Timperley HC report 16 hours of use for matches per week.	The home venue for Timperley HC, who are the sole hockey users of the site.
121	Wellacre Academy	1	Yes	West	Weekdays: 13 hours Weekend: 16 hours Total: 29 hours	Urmston HC (8)  <i>Flixton Juniors FC</i>	The pitch is used by Urmston HC for a total of 11 hours per week, of which two hours are for training on Tuesday 7-9pm.	Urmston HC uses the pitch for six hours on a Saturday and for three hours on a Sunday for senior matches.	Home venue for Urmston HC for both training and matches. Some midweek capacity is taken up by Flixton Juniors FC which has a service level agreement with the Academy as partner for use of the grass pitches and AGP.

## **TRAFFORD PLAYING PITCH ASSESSMENT**

---

### ***EH Player Pathway***

The Player Pathway (PP) is the junior talent development pathway. It encompasses the whole of the hockey landscape which includes club and school activity as well as the PP Development Centres (DCs). The purpose of the PP is to provide development opportunities for young people, which is fair, equitable and consistent. It is to ensure that a suitable level of coaching and competition is offered for people at the appropriate stage of their development and to maximise the chance they have of fulfilling their potential whether that potential is as a club or International player, coach or official. The PP can be accessed by playing at school, a local club or attending one of the local centres. There is one entry point into the PP centres which is at DC level. The first time a player accesses the player pathway they must enter at DC level.

### ***Development Centres (DCs) and Academy Centres (ACs)***

DCs and ACs are local training centres for the U13 to U17 age groups. DCs are open to any hockey player who has been nominated by their club, school or coach, with ACs open to any player who has been nominated by a DC coach. After attending a DC, a AC is the next step on the player pathway. Included in the DCs/ACs are Goalkeeper (GK) Academies, which provide specific coaching sessions for goalkeepers. The Greater Manchester DC, AC and GK Academy will be based at the Armitage Centre for girls and Bowdon Cricket Hockey and Squash Club (Trafford) for boys.

### ***Performance Centre (PC)***

A PC is a training centre for the U15 and U17 age groups. The PC is one of only 14 in England and is now based at Brooklands Hockey Club.

### ***Displaced demand***

Displaced demand refers to Trafford teams that are currently accessing pitches outside of the local authority for their home fixtures, normally because their pitch requirements cannot be met, which is usually because of pitch supply, in some cases quality issues or stipulated league requirements for access to certain facilities. In the same manner, it also refers to demand displaced from other local authorities into Trafford based on the same reasoning.

Sale HC is a Trafford based club which plays and trains in Manchester, at William Hulme Grammar School and St Bedes respectively. The Club is based at Sale Sports Club in Trafford where there is no hockey pitch provision, with teams returning to access social and bar facilities after matches played at William Hulme Grammar School. The Club has aspirations to build a hockey pitch in Sale to bring playing and social environments closer as it believes this has impacted on membership and if successful in doing so would no longer require facilities in Manchester. Sale HC has eight senior hockey teams which are all displaced.

## **TRAFFORD PLAYING PITCH ASSESSMENT**

---

Similarly, Brooklands MU HC and Brooklands Poynton HC (men's' and women's' sections of the same club) displace demand from Trafford and have access to two or more timeslots at the Armitage Centre (Manchester) on Saturdays. The site is used as a secondary venue for teams which cannot be accommodated at Brooklands Sports Club, with men's and women's first and second teams based at the home site in Trafford and all other adult teams taking turns to rotate venues. The Club is seeking a second pitch within Trafford to accommodate this displaced demand as well as future growth, however, it is likely that it will retain a presence at the Armitage Centre due to links to the University of Manchester and a number of students play for the Club. Brooklands MU HC and Brooklands Poynton HC have a combined six senior teams that are displaced out of the Borough.

In addition to the aforementioned displaced demand it is also worth noting that no demand is imported.

## TRAFFORD PLAYING PITCH ASSESSMENT

### *Future demand*

Growing participation is the number one aim within EH's strategic plan and key drivers include working with clubs, universities and schools, regional and local leagues, developing opportunities for over 40s and delivering a quality programme of competition. Growth in participation will not only come from the traditional 11 aside game but from the informal, recreational ways to play hockey such as small sided hockey, which can be played at any time during the week or at weekends.

EH applies a growth rate to current affiliated membership numbers to determine anticipated increases in future demand. The predicted growth rate for Trafford is 20% and Table 6.6 below shows anticipated future demand at each Trafford based club.

*Table 6.6: Predicted future club based membership growth (2016/17 affiliation data)*

<b>Club</b>	<b>Current adult membership</b>	<b>Future adult members</b>	<b>Current junior membership</b>	<b>Future junior members</b>	<b>Total future membership</b>
Bowdon HC	199	25 Men 14 Women	421	84	743
Brooklands MU HC	171	34 Men	202	40	447
Brooklands Poynton HC	81	16 Women	125	25	247
Sale HC	126	10 Men 14 Women	80	16	246
Timperley HC	185	21 Men 15 Women	232	46	499
Urmston HC	106	12 Men 8 Women	55	11	192
<b>Total</b>	<b>868</b>	<b>169</b>	<b>1115</b>	<b>222</b>	<b>2374</b>

## TRAFFORD PLAYING PITCH ASSESSMENT

---

Across the six clubs competing in Trafford, there is a total of 868 adults playing hockey. With the anticipated growth rate applied, there is a likely increase of 169 adult in the future. Further to this, there is a total of 1115 juniors playing hockey which when the growth rate is applied will increase by 222 juniors.

Nationally, since 2012, hockey has seen a 65% increase of juniors taking up hockey within the club environment. This increase is expected to continue across all age groups in the future, especially given the success of Great Britain's women's team in the 2016 Rio Olympics.

Given the strength of established hockey clubs in Trafford, much of this delivery to increase non-traditional forms of participation is likely to be driven and delivered from clubs which have existing coaching resource and are subsequently able to transition new participants into traditional league hockey if desired.

Though there remains a desire from EH to increase participation within the club/league based game, not all future demand may be realised entirely as new formalised teams playing at peak time. Increased demand from new participants will lead to a requirement for increased capacity on available AGPs at peak time, but also midweek and on Sundays to deliver other formats of hockey activity. At present, it is not necessarily clear as to what format this may take or when it is likely to take place, however it is clear that there will be a requirement for access to increased capacity on AGPs across the Borough. This should be considered when assessing demand for AGPs in the future, as not only will they be needed for peak match play times and midweek training to accommodate increased participation within the formalised hockey environment, but also throughout the week and at non-peak times to offer wider opportunities for play.

Some clubs may decide to offer pay and play opportunities to participants or offer small sided formats such in a bid to increase participation and club memberships by providing a different hockey offer.

The Strategy Report will contain a Housing Growth Scenario that will estimate the additional demand for hockey arising from housing development.

### ***Peak time demand***

Most men's and women's teams currently play their matches on a Saturday. Junior teams tend to play friendly matches or tournaments which can be played on a variety of days but with Sunday being the most common.

### **6.4: Supply and demand analysis**

Currently there is no spare capacity for additional match play at weekends. The pitch at Trafford College is unavailable for community use and therefore not considered capable of increasing capacity. At present the lack of floodlighting and an adequate divide between the two Devisdale Pitches, meaning pitches can not be used concurrently; coupled with league restrictions limiting matches to start after midday, means that although additional spare capacity could be created in the future, at present this can not be considered for the aforementioned reasons.

All eight community available AGPs, across six sites, are accessed by hockey clubs in Trafford on Saturdays, the peak time for senior match play. Devisdale Pitches (Altrincham Grammar School for Girls) is sometimes used as an overspill venue for Bowdon HC at the weekend, in addition to some school hockey; therefore all are used in some capacity for

## TRAFFORD PLAYING PITCH ASSESSMENT

---

hockey on Saturdays. During the week five AGPs are used for hockey by hockey clubs for training and other forms of recreational hockey e.g. small sided hockey.

The current supply of AGPs is insufficient to accommodate current demand for both senior and junior match play, training and recreational hockey as well as demand from Sale HC currently exported seeking a return to the Borough. EH growth rates forecast an additional 169 adult members; should all new participants play as part of traditional 11 aside league hockey at weekends, the current insufficient supply will be further exacerbated.

All eight AGPs used by local clubs should be protected to allow for continued club use. Protecting those pitches would also accommodate some, but not all, of the anticipated future demand from clubs.

As not all sites are available for community use throughout the peak period some sites are more heavily relied upon than others, particularly Bowdon Cricket, Hockey and Squash Club, Brooklands Sports Club and Timperley Cricket, Hockey and Lacrosse.

The creation of an additional full size hockey suitable AGP in the Central Analysis Area could accommodate all of the presently exported match play and training demand of Sale HC. However, with future growth also factored in there will be an increased demand for AGP capacity across the Borough as a whole.

### **6.5: Conclusion**

All eight AGPs used by local clubs should be protected in order to continue to accommodate current hockey users. The current supply of AGPs is insufficient to accommodate current demand from Trafford based clubs for both senior and junior match play, with Sale HC exported out of Trafford to Manchester. There is a present need for at least one additional sand based AGP with floodlighting in the Central Area to accommodate Sale HC which is not playing in the Borough but is actively seeking a return to Trafford at Clarendon Crescent.

As well as increased capacity currently required in the Central Area, in light of future demand there will be future requirement for access to increased AGP capacity across the Borough as a whole as clubs drive participation increases from presently used sites. Increases in participation should be re-evaluated through maintenance of the PPS to determine in what format these increases are reflected in, as increased demand is likely for both formalised play and training and less formalised participation. This will inform the need for exactly when additional capacity is required and for what format of activity, including requirement for floodlit capacity.

Increased capacity may in part be made available through a transfer of football demand from sand based pitches to 3G surfaces in line with increases in full sized 3G pitch provision to create greater capacity for hockey use. However, this may not necessarily be the case at club sites such as Timperley Cricket, Hockey & Lacrosse where all sports club users are part of an overarching sports association and may be less likely to leave the site where they have more secure onsite access. Notwithstanding additional demand potentially in the Borough through a return for Sale HC, it is likely that at least a proportion of future participation increases will be reflected in increased number of teams playing at peak time. There is limited spare capacity presently available at peak time and the need for additional pitches will increase to two if these increases are reflected at peak time.

## TRAFFORD PLAYING PITCH ASSESSMENT

---

### Hockey summary

- ◀ **All eight AGPs used by local clubs should be protected in order to continue to accommodate current hockey users.**
- ◀ **Overall, there is a present need for at least one new sand based AGP with floodlighting in the Central Area to accommodate Sale HC which is actively seeking a return to Trafford at Clarendon Crescent.**
- ◀ **As well as increased capacity currently required in the Central Area, in light of future demand there will be future requirement for access to increased AGP capacity across the Borough as a whole as clubs drive participation increases from presently used sites. In light of limited peak time capacity available, should increases in demand be realised as peak time demand then the need for additional pitches will increase from one to two.**
- ◀ **There is a clear desire from EH to increase participation at non-peak times as part of an alternative hockey offer. Subsequently, increased future demand for AGP capacity is considered to be both at weekends and midweek.**
- ◀ There are currently nine full sized sand based AGPs in Trafford, eight are available for community use and six of these have floodlighting. The full sized sand dressed AGP at Trafford College is poor quality has limited community use and does not have floodlights.
- ◀ Of the eight pitches fully available, all are currently accessed by teams in Trafford. The two pitches at Devisdale pitches cannot be used concurrently as there is no safety barrier between the two.
- ◀ Seven of the nine AGPs (78%) are rated as standard quality, one is rated as good quality and one as poor quality.
- ◀ Four of the hockey suitable AGPs are outside of the usual lifespan of 10 years, yet despite this only one is deemed to be of poor quality.
- ◀ Half of the hockey suitable AGPs that are available for community use, are located at education sites with the remaining four pitches located at club owned sites. Tenure of all pitches in Trafford is considered to be secure.
- ◀ There are five hockey clubs currently playing in Trafford generating a total of 75 teams; 47 senior teams and 28 junior teams. In addition to this Sale HC are nominally based in the Borough but export all demand to Manchester due to a lack of an available pitch. Accumulatively there is a total of 1,993 members across the six clubs.
- ◀ EH predicts the growth rate for Trafford to be 20%, When applied to current affiliated club participation levels, this suggests an increase of approximately 169 new adult and 220 new junior participants.



# TRAFFORD

## PLAYING PITCH ASSESSMENT

---

### PART 7: THIRD GENERATION ARTIFICIAL PITCHES (3G PITCHES)

#### 7.1: Introduction

There are several surface types that fall into the category of artificial grass pitch (AGP). The three main groups are rubber crumb (also known as third generation turf or 3G), sand (filled or dressed) and water based.

Competitive league hockey matches can only be played on sand based, sand dressed or water based AGPs. Although competitive play cannot take place on third generation turf pitches (3G), 40mm pitches may be suitable, in some instances, for school or beginner coaching and are preferred to poor grass or tarmac surfaces. Please refer to Part 6: Hockey for further details.

Competitive football can take place on 3G surfaces that have been FA or FIFA certified and a growing number of 3G pitches are now used for competitive match play at mini soccer and youth level. Only competition up to (but not including) regional standard can take place on a 40mm pile. Minimum playing area dimensions to meet performance standard criteria for competitive football are 90x45 metres (FA standard) or 120x90 metres (FIFA standard), with additional run off areas of three metres required on each side. Football training can take place on sand and water based surfaces but is not the preferred option.

World Rugby produced the 'Performance Specification for Artificial Grass Pitches for Rugby', more commonly known as 'Regulation 22' that provides the necessary technical detail to produce pitch systems that are appropriate for rugby union (this is also adopted by rugby league). The artificial surface standards identified in Regulation 22 allows matches to be played on surfaces that meet the standard. Full contact activity, including tackling, rucking, mauling and lineouts can take place.

Competitive rugby league play and contact practice is permitted to take place on 3G pitches which are deemed by the RFL to meet its Performance Standard for Synthetic Turf Pitches. Pitches fall under two categories, with community club pitches requiring a retest every two years and elite stadia pitches requiring an annual retest. Much of the criteria within the RFL performance standard test also forms part of the World Rugby test, consequently World Rugby certified 3G pitches are considered by the RFL to be able to meet rugby league requirements and are deemed suitable for rugby league use subject to passing an additional RFL performance standard test.

# TRAFFORD PLAYING PITCH ASSESSMENT

Table 7.1: AGP type and sport suitability

Surface	Category	Comments
Rubber crumb	Long Pile 3G (60mm with shock pad)	Rugby surface – must comply with World Rugby type 22 and/or RFL Community Standard, requires a minimum of 60mm pile.
Rubber crumb	Medium Pile 3G (55-60mm)	Preferred football surface. Suitable for non-contact rugby union/league practice or play.
Rubber crumb	Short Pile 3G (40mm)	Acceptable surface for some competitive football.
Sand	Sand Filled	Competitive hockey and football training.
Sand	Sand Dressed	Preferred hockey surface and suitable for football training.
Water	Water based	Preferred hockey surface and suitable for football training if irrigated.

## 7.2: Supply

There are six full sized 3G pitches in Trafford as shown in Table 7.2, all of which, have floodlighting with the exception of Sale Grammar School. Three pitches are available for community use with St Ambrose College, Sale Grammar School and AEON Training Complex unavailable.

There are a further 28 small sized 3G pitches, 25 of which are considered to be available for community use. Unavailable pitches are at Bowdon Country Club & Spa, Carrington Training Ground and AEON Training Complex, the latter two being private training facilities for elite professional football clubs for Bury FC and Manchester United FC respectively.

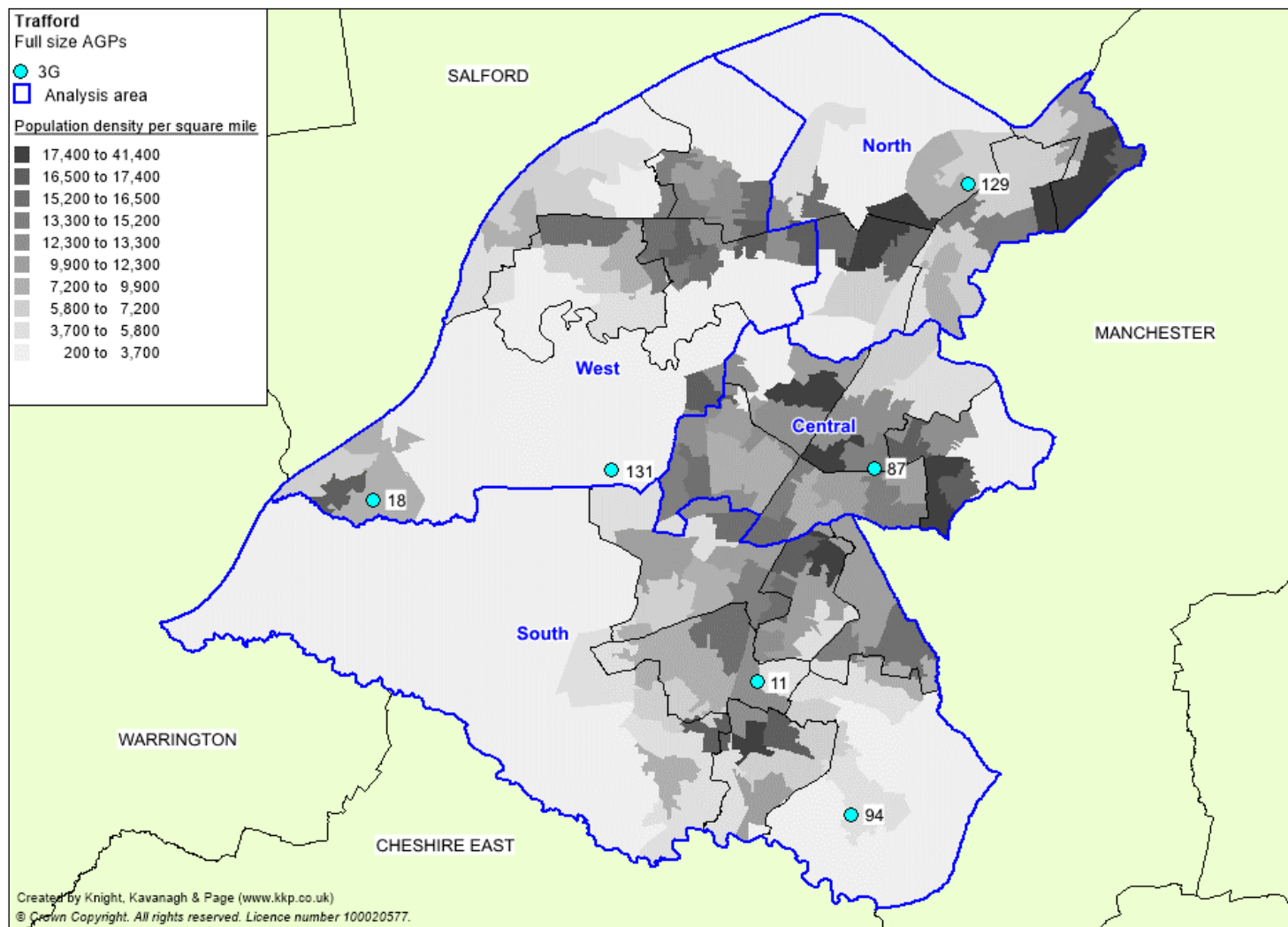
The spread of full sized 3G pitch provision in Trafford is fairly evenly distributed and each Area has at least one full sized pitch. However, the Central Area is the only one without a full sized pitch available for community use. Only the South Area has multiple pitches but just one of the two is available for community use.

There is currently no full sized FA or FIFA certified 3G pitch in Trafford suitable for competitive football play. The only FA certified pitch is at Flixton Girls School but this is youth 9v9 sized, marked with two mini 7v7 running widthways across the pitch.

The 3G pitch at St Ambrose College is also World Rugby compliant and suitable for contact rugby union but is retained for school use and is unavailable for community use. The College has ambitions to make the pitch available for community use by local sports clubs for football or rugby training with the main driver to generate revenue to establish a sinking fund for repair and resurfacing in future.

# TRAFFORD PLAYING PITCH ASSESSMENT

Figure 7.1: Location of full sized 3G pitches in Trafford



## TRAFFORD PLAYING PITCH ASSESSMENT

Table 7.2: Full sized 3G pitches in Trafford

Site ID	Site name	Management	Analysis area	Community use	Floodlighting	Surface type	Dimensions <sup>29</sup> (metres)	Certification
11	Blessed Thomas Holford Catholic College	School	South	Yes	Yes	Medium Pile 3G (55-60mm)	100x60	
18	Broadoak School (Partington Sports Village)	School/ Leisure Trust	West	Yes	Yes	Medium Pile 3G (55-60mm)	100x60	
87	Sale Grammar School	School	Central	No	No	Medium Pile 3G (55-60mm)	95x53	
94	St Ambrose College	College	South	No	Yes	Long Pile 3G (65mm) with shock pad	100x60	World Rugby
129	Stretford High School (Stretford Sports Village – Talbot Centre)	School/ Leisure Trust	North	Yes	Yes	Medium Pile 3G (55-60mm)	100x60	
131	AEON Training Complex	Sports Club	West	No	Yes	Medium Pile 3G (55-60mm)	115x75	

<sup>29</sup> Excluding run off areas. FA/FIFA Performance Standard Testing Criteria requires 3m run off areas in each direction. Some pitches of or close to minimum dimensions though compliant may not be considered to be of sufficient size to accommodate adult football matches.

## TRAFFORD PLAYING PITCH ASSESSMENT

---

### ***Future plans for provision***

#### *Crossford Bridge (Central Area)*

Sale United FC and Old Altrinchamians FC have aspirations to develop a full sized 3G pitch as a joint project at Crossford Bridge to accommodate club training and matches as well as additional community use.

The two clubs between them have 35 teams with Sale United FC being a large club with teams playing and training across several sites, including training on the match pitches at Crossford Bridge during the summer months when daylight allows. Old Altrinchamians FC has five men's teams, three of which, export training to Salford where it uses the 3G pitch at the AJ Bell Stadium.

Sale United FC has 20 teams which export training demand to Manchester, 19 of which use the 3G pitch at St Paul's Catholic High School. Sale United FC Ladies also use indoor sports hall provision at Manchester Health Academy for training, whilst six mini soccer teams use an indoor sports hall in Trafford at Ashton-on-Mersey School. Given these teams have aspirations to return to Trafford if the facilities are made available the training demand can be considered to be displaced.

Sale United FC reports that it is likely the 3G would be built on the footprint of the existing Step 7 compliant adult football pitch at the back of the site, with a reconfiguration of pitches at the front resulting in no overall loss of pitches. The two clubs are member sections of Crossford Bridge Management Association (CBMA) which manages the site throughout the daytime and evenings. CBMA has worked with the Council to produce a business case for the pitch and intends for such potential pitch to accommodate school use throughout the day, co-ordinated by CBMA which would be present onsite.

#### *Urmston Grammar School (West Area)*

Urmston Grammar School is considering resurfacing its sand based AGP to a 3G surface. Its current small sized sand based AGP (82x54 metres) has not been made available for community use for approximately five years, mainly because it has deteriorated to become such poor quality and due to the lack of floodlighting. Urmston Hockey Club previously used the pitch for training for junior training on Sunday mornings and has expressed an interest in moving back to the site if the surface quality was improved to facilitate the growth of its junior section because the pitch is near to its clubhouse building. Both AFC Urmston Meadowside and Trafford FC juniors have also expressed interest in using the pitch for training should it become a 3G surface, however, the lack of floodlighting would restrict midweek community use and the potential to install floodlighting would need to be explored to enable sufficient midweek availability.

#### *Wellacre Academy (West Area)*

Wellacre Academy has a desire to convert its sand filled AGP to a 3G surface. However, Urmston Hockey Club, which uses the pitch for both matches and training need to be fully considered and accommodated. The Academy for boys mainly plays football and rugby league, whilst key community partners include Flixton FC and Trafford FC. Consultation between England Hockey and the FA is required to find a suitable solution.

It should be noted that any proposals to convert a sand based AGP to 3G should be discussed with England Hockey, the FA and Sport England to ensure there is no detrimental impact on hockey.

## TRAFFORD PLAYING PITCH ASSESSMENT

### *Altrincham Grammar School for Boys (South Area)*

Altrincham Grammar School for Boys has ambitions to provide a full size 3G pitch and plans to submit a planning application in early 2017, though it is not clear whether funding is in place at present. The School states it has engaged with both the RFU and Cheshire FA which have been supportive of the application to date. Early plans suggest the pitch would need to be built on the existing grass youth 9v9 football pitch and the non-turf cricket pitch (NTP), with a new NTP to be installed elsewhere onsite. A grass youth 9v9 football pitch would be retained in place of two existing junior rugby union pitches, the loss of which would be compensated by the 3G pitch being World Rugby compliant.

### *Sale Sharks Training Ground (West Area)*

Sale Rugby FC has aspirations to provide a 3G pitch which is also World Rugby compliant, either at Sale Football Club or Sale Sharks Training Ground in Carrington. It believes the latter is better suited to such a development as the supporting infrastructure and access points to Sale Football Club are less preferable. The Club is not intending to seek grant funding as it would not be for wider community use.

### *Other known potential proposals*

In addition to the projects identified above, both Altrincham Kersal RFC and Broadheath Central FC have aspirations to develop 3G pitches. The latter reports that it previously discussed the proposals with Cheshire FA which was supportive and (at the time) willing to back the plans through Football Foundation funding. The project stalled because the Club did not have long term security of tenure at Salisbury Road. The Council takes the view that should any lease or license be negotiated the site must remain as publicly accessible open space.

### **7.3: Quality**

All three pitches available for community use are rated as standard quality. The carpet of an AGP usually lasts for approximately 10 years, though its lifespan can be prolonged in some cases where maintenance is of particularly high quality and rigor. The pitch at Blessed Thomas Holford Catholic College presently meets the recommended surface lifespan and should be considered for surface replacement in the short term depending on quality for use. Similarly, the pitch at Partington Sports Village is approaching the recommended lifespan within the next year and quality should also be monitored with replacement considered when required.

*Table 7.3: Summary of quality (community use)*

Site ID	Site name	No. of pitches	Surface type	Year built (refurbished)	Quality
11	Blessed Thomas Holford Catholic College	1	Medium Pile 3G (55-60mm)	2007	Standard
18	Broadoak School (Partington Sports Village)	1	Medium Pile 3G (55-60mm)	2008	Standard
129	Stretford High School (Stretford Sports Village – Talbot Centre)	1	Medium Pile 3G (55-60mm)	2012	Standard

## TRAFFORD PLAYING PITCH ASSESSMENT

---

In order for competitive matches to be played on 3G pitches, the pitch should be FA or FIFA tested and approved and added to the FA pitch register, which can be found at <http://3g.thefa.me.uk/?countyfa=Manchester>.

Pitches can also undergo FIFA testing to become a FIFA Quality pitch (previously FIFA One Star) or a FIFA Quality Pro pitch (previously FIFA Two Star), with pitches commonly constructed, installed and tested in situ to achieve either accreditation. This comes after FIFA announced changes to 3G performance in October 2015 following consultation with member associations and licenced laboratories. The changes are part of FIFA's continued ambition to drive up performance standard in the industry and the implications are that all 3G pitches built through the FA framework will be constructed to meet the new performance criteria.

The changes from FIFA One Star to FIFA Quality will have minimal impact on the current hours of use guidelines, which suggest that One Star pitches place more emphasis on the product's ability to sustain acceptable performance and can typically be used for 60-85 hours per week with a lifespan of 20,000 cycles. In contrast, pitches built to FIFA Quality Pro performance standards are unlikely to provide the hours of use that some FIFA Two Star products have guaranteed in the past (previously 30-40 hours per week with a lifespan of 5,000 cycles). Typically, a FIFA Quality Pro pitch will be able to accommodate only 20-30 hours per week with appropriate maintenance due to strict performance measurements; however, in recent years, manufacturers have developed products capable of sustaining 50-60 hours per week, thereby offering a viable business model for many providers.

Clubs playing in the football pyramid on 3G pitches meeting FIFA One Star or Two Star guidelines will still be required to certify their pitches annually, however, if any pitch replacement takes place the Club will need to meet the new FIFA performance criteria of FIFA Quality or Quality Pro. To stay on the FA register, pitches below the national league pyramid require FA testing every three years.

### ***Availability and usage***

Table 7.4 summarises the availability of full size AGPs for community use in Trafford. In addition, it records the availability of provision within the peak period. Sport England's Facilities Planning Model (FPM) applies an overall peak period for AGPs of 34 hours a week (Monday to Thursday 17:00-21:00; Friday 17:00-19:00; Saturday and Sunday 09:00-17:00).

## TRAFFORD PLAYING PITCH ASSESSMENT

Table 7.4: Summary of 3G availability and usage (community use pitches)

Site ID	Site name	Surface type	Floodlit?	Quality <sup>30</sup>	Total number of hours available for community use during peak period
11	Blessed Thomas Holford Catholic College	Medium Pile 3G (55-60mm)	Yes	Standard	Weekdays: 18 hours Weekends: 12 hours Total: 30 hours
18	Broadoak School (Partington Sports Village)	Medium Pile 3G (55-60mm)	Yes	Standard	Weekdays: 18 hours Weekends: 15 hours Total: 33 hours
129	Stretford High School (Stretford Sports Village – Talbot Centre)	Medium Pile 3G (55-60mm)	Yes	Standard	Weekdays: 18 hours Weekends: 16 hours Total: 34 hours

Peak time availability may be limited at some sites where commercial operators run small sided football leagues throughout the week on full sized pitches, reducing the number of hours available for community use by sports clubs. However, commercial football may represent a key part of a sustainable business model at some sites and is important to balance with capacity for club training, for example small sided leagues may occupy capacity at times which are less desirable for club training such as Friday evenings.

The pitches at Partington Sports Village and Stretford Sports Village – Talbot Centre both operate as dual use sites with Broadoak School and Stretford High School respectively. The schools have use during the day with community use managed through the onsite leisure centres via Trafford Leisure. In contrast, all community use at Blessed Thomas Holford Catholic College is managed in house by the School.

### 7.4: Supply and demand analysis

#### **Local demand**

##### *Football*

There are 60 teams from Trafford recorded as consistently playing home matches on 3G pitches, consisting of 47 mini, ten youth and three adult teams. Eleven teams are recorded as playing on full sized 3G pitches and all three pitches available for community use are recorded as being used for matches despite the pitches not being sanctioned and certified for competitive football. It is key that pitches are subjected to and pass performance testing in order to continue to host competitive football, as without this both clubs and the leagues are in a vulnerable position should an accident or significant injury occur on pitches which are not evidenced as safe to use for matches.

There are no leagues based in Trafford which operate on a central venue basis, though there are several in nearby Manchester which may result in Trafford based teams exporting some demand.

A number of teams train on small sided pitches, particularly Old Trafford Sports Barn, Flixton Girls School and indoor pitches at Walton Sports Centre. Approximately 17 teams

<sup>30</sup> Quality is assessed via a combination of non-technical assessments carried out by KKP but also takes account of user views and opinions.



## TRAFFORD PLAYING PITCH ASSESSMENT

---

are recorded as training on full sized sand based AGPs, including Flixton Juniors FC at Wellacre Academy with which the Club partners and Hale United FC which trains on three sand based AGPs; The Grammar, Timperley Cricket, Hockey and Lacrosse Club and Bowdon Cricket, Hockey & Squash Club.

Access to affordable floodlit training facilities is a key issue for most clubs in Trafford, particularly those with a large number of youth and mini teams. Access to affordable 3G provision is also a priority for the FA as many multi team junior clubs have various teams training across various venues in Trafford and neighbouring authorities. Many pitches both full sized and small sized operate commercial small sided football leagues which limit availability for club training.

### *Rugby union*

At present only school teams at St Ambrose College are recorded as using 3G provision for training or match play as there is a World Rugby compliant 3G pitch onsite. There is no recorded use of 3G pitches (compliant or not) by community clubs, though Sale Rugby FC and Altrincham Kersal RFC both report aspirations to develop a World Rugby compliant 3G pitch inferring a desire to make use of 3G provision.

### *Rugby league*

Rugby league in Trafford is mainly played on grass pitches with most club training also taking place on grass throughout the summer because daylight hours allow. South Trafford Raiders RLFC is based at Blessed Thomas Holford Catholic College and makes limited use of the 3G pitch onsite once a week at the beginning of the rugby season for training, though it is not certified for contact practice or match play.

### *Other sports*

Lacrosse is able to be played on both 3G and sand based AGP surfaces as well as grass pitches. Lacrosse in Trafford is based at two club sites and both Timperley Lacrosse Club and Brooklands Lacrosse Club make use of sand based AGPs at their respective club sites for training and some matches, though there is no use of 3G pitches at present.

### ***Displaced demand***

Displaced demand refers to Trafford registered teams that are currently accessing pitches outside of the local authority for their home fixtures, normally because their pitch requirements cannot be met, which is usually because of pitch supply, in some cases quality issues or stipulated league requirements for access to certain facilities. In the same manner, it also refers to demand displaced from other local authorities into Trafford based on the same reasoning.

Approximately 12 teams from St John's (Chorlton) FC export demand for matches to Manchester where they play in the Manchester Respect League. The league operates on a central venue basis these teams export demand due to the format of competition. Therefore, they are not considered to genuinely export demand for the aforementioned reasons and are not seeking re-accommodation within Trafford as a result. However, it is important to acknowledge that these teams will in time reach an age where central venue format matches ceases and are likely to then seek to organise their own access to pitch provision in Trafford, either on 3G or grass pitches.

The FA reports that many teams from Trafford export demand to train on 3G pitches in Manchester, notably at Manchester Health Academy but also at St Paul's Catholic High

## TRAFFORD PLAYING PITCH ASSESSMENT

---

School, both of which lie near the local authority border of South East Trafford and South West Manchester.

### ***FA football training scenario***

The FA considers high quality third generation artificial grass pitches as an essential tool in promoting coach and player development. The FA can support intensive use and as such are great assets for both playing and training. Primarily such facilities have been installed for community use and training, however, are increasingly used for competition which The FA wholly supports.

The FA's long term ambition is to provide every affiliated team in England the opportunity to train once per week on floodlit 3G surface, together with priority access for every Charter Standard Community Club through a partnership agreement. The FA standard is calculated by using the latest Sport England research "AGPs State of the Nation March 2012" assuming that 51% of AGP usage is by sports clubs when factoring in the number of training slots available per pitch at peak times. It is estimated that one full sized AGP can service 42 teams.

On the basis there are 466 teams playing competitive football in Trafford, regardless of where the Club is based in Trafford or not, on either natural turf or artificial turf pitches, the model ratio initially suggests there is a recommended need for eleven full sized 3G pitches, however when applied on an Analysis Area level there is an actual requirement in practice for ten. At present, there are three full sized 3G pitches which are floodlit and available for community use, therefore based on this model there is a shortfall of seven full sized 3G pitches. The FA model is explored in detail as a scenario within the subsequent PPS Strategy & Action Plan document.

The model assumes that all pitches are fully available for club use at peak time when in practice a number of pitches operate commercial small sided leagues which reduce capacity available. It also projects all football teams as training on full sized 3G pitches when in practice a proportion of football training demand should be retained on sand based AGPs in order to maintain financial and commercial sustainability of these pitches.

There are 28 smaller sized pitches shown in Table 7.5 that also help to accommodate training demand, for example, from mini teams and for training. However, not all of these serve this function, for example, Lucozade Powerleague Soccerdome primarily caters for small sided football leagues. League The pitch at Ashton on Mersey Health & Fitness Centre is reported to be little used other than by a fitness bootcamp group on Saturday mornings, likely due to the lack of floodlighting.

The indoor pitches at Lucozade Powerleague Soccerdome are also used one night each week between October and April for softball by the Manchester Indoor Softball League. Since it was formed in early 2014, the league has grown from three teams to a current total of 15. The venue also receives occasional use by BaseballSoftballUK (BSUK) junior academy and high performance teams. Though use of the small sized pitches is not ideal, BSUK reports that the facility was the only indoor space it could access able to accommodate this activity.

## TRAFFORD PLAYING PITCH ASSESSMENT

### 7.5: Summary of small sized 3G pitches in Trafford

Site ID	Site name	Floodlighting	Surface type	Quantity	Size (metres)
6	Ashton on Mersey Health & Fitness Centre	No	Medium Pile 3G (55-60mm)	1	60x28
21	Broomwood Park	Yes	Short Pile 3G (40mm)	1	30x18
38	Flixton Girls' School	Yes	Medium Pile 3G (55-60mm)	1	60x40
64	Lucozade Powerleague Soccerdome (Trafford)	Yes	Short Pile 3G (40mm)	4	40x20
		Yes (indoor)		13	30x20
78	Old Trafford Sports Barn	Yes	Short Pile 3G (40mm)	1	47x29
119	Walton Park Sports Centre	Yes (indoor)	Short Pile 3G (40mm)	3	31x12
125	Woodheys Primary School	No	Short Pile 3G (40mm)	1	32x27
131	AEON Training Complex	Yes (indoor)	Medium Pile 3G (55-60mm)	1	Unknown
132	Carrington Training Ground	Unknown	Medium Pile 3G (55-60mm)	1	60x40
135	Bowdon Country Club and Spa	No	Short Pile 3G (40mm)	1	Unknown

### **Key trends and changes in demand for pitches**

#### *Football*

Demand from football for 3G pitches has increased in recent years due to demand from clubs for training but also due to a growing acceptance by local leagues of use for competitive matches, where play on 3G pitches is now included within the FA Standard Code of Rule. This considered, the general condition of local authority pitches and increasingly limited budget for regular and adequate maintenance may lead more teams to consider AGPs as a possible alternative should it be financially viable.

A number of leagues around the country now use 3G pitches as central venues where all play takes place. This is especially prominent in Trafford and the general format for mini and youth football up to older youth age groups is based on 3G pitches at central venues. Mini soccer leagues especially are increasingly adopting this approach either for whole seasons or a number of months throughout the winter because they can continually offer a high quality playing experience, in many cases beyond that of grass pitches which are generally of comparatively poorer quality. It also allows leagues to continue to run throughout the winter, largely unaffected by poor weather which has disrupted the football season over reason years, causing it to run into summer and clash more often with summer sports. This trend is likely to increase in the future and more mini soccer, Flexi and Vets leagues could be played exclusively on 3G pitches.

## TRAFFORD PLAYING PITCH ASSESSMENT

---

### *Rugby union*

Given the inclement weather often experienced throughout the winter months of the rugby union season, more clubs are becoming increasingly receptive towards training on artificial pitches. Clubs traditionally train on match pitches where floodlights are in place or one pitch designated for all training in particular, unless there is a separate floodlight grass training area. It often results in deterioration in pitch quality coupled with decreasing maintenance budgets.

The recent RFU strategy on investment in 3G pitches both at club and community based sites is indicative of the growing acceptance of 3G pitches amongst clubs nationally. There is demand for additional World Rugby compliant 3G capacity either through new provision or established community use of the existing compliant pitch at St Ambrose College.

Nationally clubs identify the use of 3G pitches for training as a method of protecting the match pitches and providing a high quality surface for full contact practice. Competitive play continues to take place on grass pitches for the most part, with ad hoc use of 3G pitches for fixtures in the case of unsuitable pitches due to waterlogging or frost.

### *Rugby league*

Since rugby league switched from the winter to summer season in March 2012, the majority of teams have moved towards playing in summer. The improved weather and longer daylight hours throughout the summer mean that clubs tend to train on grass pitches or areas in order to reduce additional costs of hiring facilities because they require less access to floodlighting. This often leads to overuse of match pitches by clubs which consistently train on them, especially those which have several teams and train twice a week.

Use of 3G pitches for rugby league typically extends to pre-season or early season training when weather is often still poor and floodlights are required. It is likely that nationally demand for 3G pitches for training will increase in future but that teams will continue to prefer grass training provision during most months of the season when weather is forgiving. However, in Trafford this is not the case and instead there is a preference for 3G pitches for both training and match play, in contrast to most areas nationally. Rugby league is still played throughout the winter in schools, colleges and universities where 3G pitches are used often for both training and matches where certified.

### ***Future demand***

Population increases anticipated within the Borough are expected to generate additional demand for sports facilities, particularly 3G pitches which are used by a number of different sports for both matches and training. The PPS findings should be used to guide the development of any new sporting provision which may include the creation of additional pitches, new ancillary facilities or new sites to best accommodate both the newly generated demand and current requirements.

The subsequent increased population will create a need for further infrastructure developments which may include additional or extended school provision. Future strategic planning should consider key areas in which 3G pitches can best meet demand for a number of sports where possible and appropriate and should in turn consider the optimal surface type for any potential new development in conjunction with NGBs as part of a joined up approach.

## TRAFFORD PLAYING PITCH ASSESSMENT

---

This considered the changing nature of school provision including transfer of schools to academy status and creation of new privately funded free schools means that the Council and NGBs now have less control over the composition of sports provision at some school sites. Though the Council and NGBs may be able to engage with these schools to make the case for choice of AGP surface, choice is ultimately at the behest of the private funding body and school, so may not align with community sporting need identified through the PPS.

This is potentially problematic with regards to strategic planning of facilities, especially high cost facilities such as AGPs and influence NGB investment opportunities. Though most academies are accessible for community use, this could be withdrawn and consequently security of tenure at academy and free schools may not be considered stable enough to develop sports participation from these sites. Where possible, usage agreements should be established at any new schools to secure community use as best possible.

Overall there is a current shortfall of seven full size 3G pitches which are floodlit and available for community use. There are full size pitches which are floodlit; however, not all of them are available for community activity.

## TRAFFORD PLAYING PITCH ASSESSMENT

---

### 3G pitches summary

- ◀ **In summary, supply and demand analysis highlights that Trafford has insufficient supply of full sized 3G pitches which are floodlit and are fully available for community use to accommodate football training demand. Currently there are three full sized floodlit 3G pitches available for community use representing a shortfall of seven full size 3G pitches which are floodlit and available for community use.**
- ◀ There are six full sized 3G pitches in Trafford, all of which have floodlighting with exception of Sale Grammar School. There are three pitches available for community use with three pitches unavailable.
- ◀ There are a further 28 small sized 3G pitches, 25 of which are considered to be available for community use.
- ◀ There is no full sized FA or FIFA certified 3G pitch within Trafford suitable for competitive football play, though there is one compliant pitch at Flixton Girls School which is small sized.
- ◀ There is one full sized World Rugby certified 3G pitch at St Ambrose College suitable for competitive rugby union contact play and practice.
- ◀ Several clubs and schools have aspirations and proposals to develop new 3G pitch provision, including new pitches at Crossford Bridge, The Grammar and Sale Sharks Training Ground.
- ◀ All three pitches available for community use are rated as standard quality.
- ◀ The pitch at Blessed Thomas Holford Catholic College presently meets the recommended surface lifespan whilst the pitch at Partington Sports Village is approaching the recommended lifespan within the next year. Quality and performance of both should be monitored and replacement considered when required.
- ◀ Use of 3G pitches is at present mainly for football, though expressions to develop 3G pitches by Sale Rugby FC and Altrincham Kersal RFC infer a desire to use 3G provision in future.
- ◀ The FA training model estimates that there is a need for ten full sized 3G pitches to service football training needs in Trafford. At present, there are three available for community use, therefore based on this model there is a shortfall of seven pitches.
- ◀ There are 60 teams which play competitive club football on 3G pitches in Trafford. All three available pitches are recorded as being used for competitive matches despite not being FA or FIFA certified.
- ◀ Several clubs displace midweek training demand for 3G pitches to other districts, particularly Manchester. Manchester FA highlights that many Trafford based teams use 3G pitches in South West Manchester especially Manchester Health Academy.
- ◀ There is also demand for use by rugby union teams, particularly for training, which highlights a case for additional World Rugby compliant 3G capacity either through new provision or established community use of the existing compliant pitch at St Ambrose College.

# TRAFFORD

## PLAYING PITCH ASSESSMENT

---

### PART 8: OTHER SPORTS

#### Lacrosse

English Lacrosse (EL) is responsible for the governance and administration of lacrosse nationwide. Men's and women's lacrosse is played on different pitches with different field dimensions. Men's lacrosse in Britain is divided into North and South leagues. The men's game is governed by the North of England Men's Lacrosse Association (NEMLA). The North West is one of the biggest regions for men's lacrosse in the UK. Women's lacrosse is governed by NWLA (North Women's Lacrosse Association). The season runs from September to March. Match play is permitted to take place on grass, sand based and 3G surface pitches, though most club play across the region tends to take place on grass pitches.

The Federation of International Lacrosse (FIL) selected English Lacrosse to host the 2018 FIL Men's World Championship, which intends for this to be held in nearby Manchester. The event last held in England in 2010 is to be hosted in Manchester in 2018. English Lacrosse hopes to raise the profile of the sport in the build up to the event and hopes that by doing so there will be an associated increase in participation, linked to increased community delivery in the build up to and period after the event.

Trafford is a strong area for lacrosse and there are two well established clubs. Both were invited to complete an online survey, to which Timperley Lacrosse Club responded. There are six lacrosse pitches in Trafford, three at Timperley Cricket, Hockey & Lacrosse Club (South Area) and three at Brooklands Sports Club (Central Area). All are located at multi sport sites and all are marked onto the outfield of cricket pitches. As such they are maintained as cricket outfield and considered to be good quality for cricket, though Timperley Lacrosse Club is of the opinion that for lacrosse they are standard quality. Due to all year round use of cricket and lacrosse the pitches are considered to be played to capacity.

Consultation with the EL North Development Officer indicates that demand for club, university and school based lacrosse is currently sufficiently catered for. However, the need to increase the number of clubs and teams across Greater Manchester is of key priority and EL hopes to develop new clubs or satellite clubs linking to schools in order to grow the level of participation and competition across the region, though Trafford itself remains one of the strongest areas for lacrosse in the North West.

#### ***Timperley Lacrosse Club***

Timperley Lacrosse Club is a section of Timperley Sports Club and has four men's, one women's, four junior boys' and three junior girls' teams. There are two adult pitches onsite, another smaller sized pitch used by junior and the men's third team, as well as two water based AGPs which mainly supports training demand. The Club suggests that the pitches have improved slightly in quality due to the partial completion of drainage work and regular verti draining, assisted by grant funding from the ECB and Sport England. However, the Club states that the site is subject to anti-social behaviour and travellers settled on the site during this summer which impacted on pitch quality.

Most matches are held on Saturdays, with U19 matches played on Sunday evenings on the AGP at Timperley Cricket, Hockey & Lacrosse Club and junior girls on Sunday mornings. A total of five hours club training takes place on the AGP during the week on Wednesday evenings, though there is limited use for matches due to the weekend competition requirements of Timperley HC.

## TRAFFORD PLAYING PITCH ASSESSMENT

---

The Club links to the University of Manchester and some students play for club teams, whilst its student teams previously used the pitches for matches and training prior to recent development work at the Armitage Centre where teams can now be accommodated onsite in Manchester. Timperley Cricket, Hockey & Lacrosse Club also hosts the NEMLA U19 Autumn Conference Leagues as a central venue, at which two divisions each of five teams play Sunday evening fixtures.

Of the ten teams involved, eight are not Trafford based and import demand due to the central venue nature of competition. Matches are played under floodlights on the AGPs with four matches each evening across two start times. The Club highlights an increase in demand at the junior age group through its continued links and delivery in local primary schools, particularly the growth of its girls section which it hopes to develop and use to help create a second women's team.

### ***Brooklands Hulmeians Lacrosse Club***

Brooklands Hulmeians Lacrosse Club is a section of Brooklands Sports Club where it is based. Similar to Timperley Cricket, Hockey & Lacrosse Club, the site has three grass lacrosse pitches marked onto the outfields of the two cricket pitches, supported by the AGP onsite. The Club has four men's teams, a women's team, three junior boys' teams and four junior girls' teams.

#### **Lacrosse summary**

- ◀ **Demand for lacrosse in Trafford is currently sufficiently catered for. Key priority for English Lacrosse is to increase participation and more so the number of clubs across the region to develop local competition, whilst continuing to develop participation at established clubs.**
- ◀ Trafford is a strong area for lacrosse and there are two well established clubs. Both were consulted through an online survey, to which Timperley Lacrosse Club responded.
- ◀ There are six lacrosse pitches in Trafford, three at Timperley Cricket, Hockey & Lacrosse Club (South Area) and three at Brooklands Sports Club (Central Area). All are located at multi sport sites and all are marked onto the outfields of cricket pitches.
- ◀ The pitches at Timperley Cricket, Hockey & Lacrosse Club are said to be improved since last year following repair and drainage work undertaken assisted by grant funding secured.
- ◀ In total there are ten adult teams (two of which are boys U19 teams), seven junior boys' teams and seven junior girls' teams. Another eight teams not based in Trafford import demand to play at Timperley Cricket, Hockey & Lacrosse Club as part of an U19 central venue league.

### **Gaelic sports**

Gaelic sports in England are administered by the Provincial Council of Britain Gaelic Athletic Association (GAA), linking back to the GAA based in Ireland. Clubs in Trafford affiliate to the Lancashire County Board GAA. Matches are typically played on Sunday afternoons through February to October in the Lancashire League and Championship as well as a host of other cup competitions for both adults and underage groups, though sometimes play takes place midweek.

There is also university competition, the top tier of which operates as part of the BUCS structure whilst the Provincial Council of Britain runs competitions for tiers below.



## TRAFFORD PLAYING PITCH ASSESSMENT

---

In total there are three Gaelic sports pitches in Trafford able to be used for Gaelic football, hurling and camogie; two at Turn Moss (North Area) and one at Trafford Metrovicks RFC (Central Area). Lancashire County Board GAA states that the nature of pitch use is fairly fluid between Manchester and Trafford dependant on the weather conditions and which pitches are in a playable condition as all three pitches in Trafford are subject to flooding by the River Mersey which runs by all three sites. St Ann's GAA and St Lawrence's GAA are both recorded as playing at Turn Moss whilst St Brendan's GAA has been based at Trafford Metrovicks RFC since 2015.

Lancashire County Board GAA states that the key issue in the County alongside increased access to changing provision at existing sites, is the lack of a pitch which meets championship standard requirements, meaning inter county representative matches have previously taken place in Birmingham where the nearest pitch of the required standard is located. A championship standard pitch requires ballstop fencing behind the goals and perimeter railings around the pitch. Lancashire County Board GAA has aspirations for Gaelic sports focus site in either Manchester or Trafford to ideally incorporate a championship standard pitch with floodlighting alongside two other grass pitches.

### Gaelic sports summary

- ◀ **Demand for Gaelic sports can be accommodated sufficiently by existing supply; however pitch quality improvements are required at Turn Moss for pitches to be playable on a consistent basis. Instead the County Board highlights a need for a championship standard pitch, either in Trafford or Manchester.**
- ◀ In total there three Gaelic sports pitches in Trafford able to be used for Gaelic football, hurling and camogie; two at Turn Moss (North Area) and one at Trafford Metrovicks RFC (Central Area).
- ◀ Lancashire County Board GAA states that the nature of pitch use is fairly fluid between Manchester and Trafford dependant on the weather conditions and which pitches are in a playable condition as all three pitches in Trafford are subject to flooding by the River Mersey which runs by all three sites.

# TRAFFORD PLAYING PITCH ASSESSMENT

---

## PART 9: TENNIS

### 9.1: Introduction

The Lawn Tennis Association (LTA) is the organisation responsible for the governance of tennis and administers the sport locally across Trafford. The LTA has recently restructured its strategic approach to targeting a number of national focus areas whilst has a current focus on developing tennis at park sites.

#### ***Consultation***

Consultation was undertaken with the LTA Regional Tennis Participation Manager in order to inform the assessment with regards to background information and specific NGB focuses for the area. An online survey was also distributed to all tennis clubs in Trafford, of which, seven provided a response, equating to 58% of clubs.

### 9.2: Supply

There is a total of 176 tennis courts identified in Trafford, of which, 43 are unavailable for community use, most of which, are located at school sites. The courts are located across 40 sites including private sports clubs, parks, schools and leisure centres. There is just one single court site, Halecroft Park which is managed by the Council.

For the purposes of this report, availability for community use refers to courts in public, voluntary, private or commercial ownership or management recorded as being available for hire by individuals, teams or clubs. This also includes availability for social use or pay and play.

There are 26 floodlit courts in Trafford (14% of supply) across seven sites and all are located at club sites. There are no reported disused courts in Trafford.

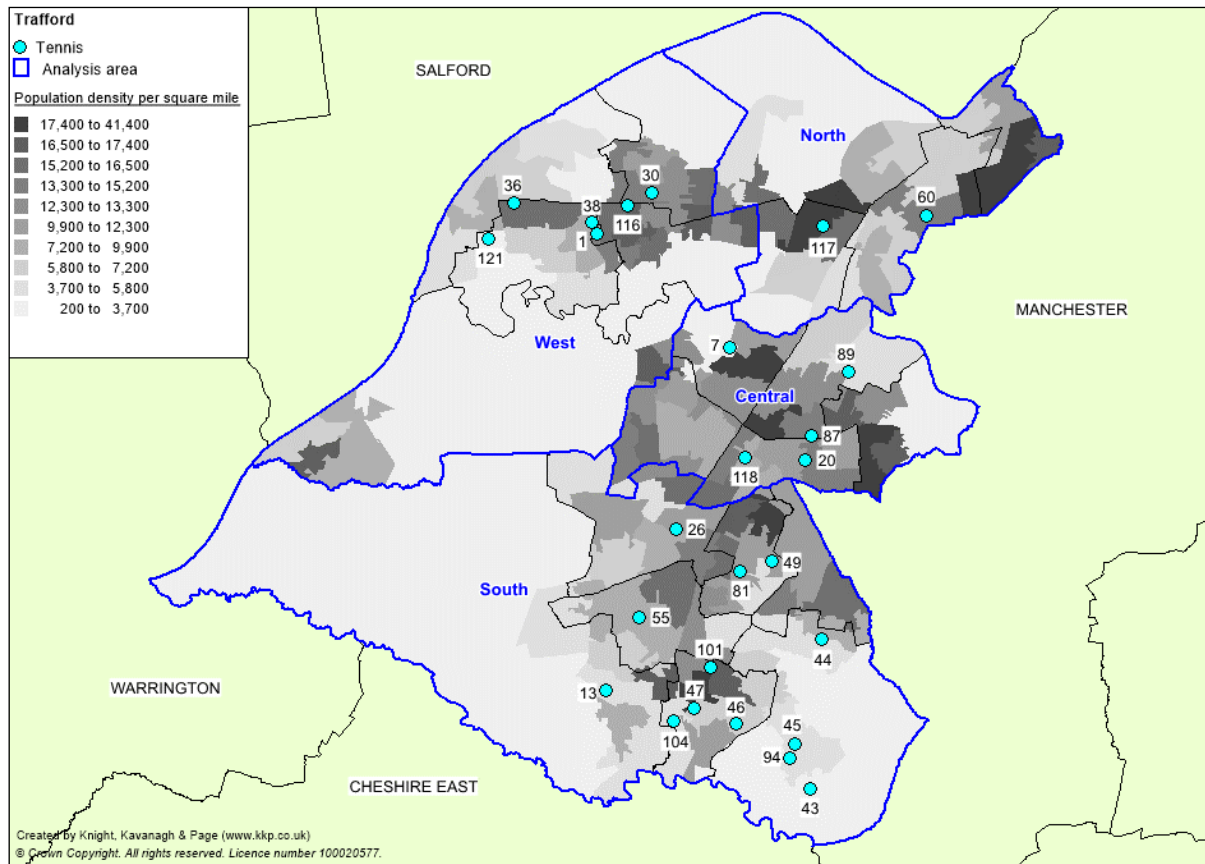
#### ***Future developments***

Sale Sports Club has aspirations to redevelop its current site and the adjacent playing fields at Clarendon Crescent subject to planning approval and asset management negotiations with the Council. As part of this development, the three macadam courts on the main site will be resurfaced with artificial turf and will be fully floodlit. A two court indoor facility, providing tennis participants access to facilities all year round, will also be provided. Sale Sports Club hope to lease the playing fields off Clarendon Crescent, establishing a floodlit sand dressed AGP on the site, which will mainly be used for hockey but will also have some tennis courts marked, extending Sale Sports Club's provision of outdoor tennis facilities.

Bowdon Lawn TC is looking to sell part of the Club's car park with plans to then reinvest in resurfacing the grass courts on site with artificial turf, allowing more tennis to be played more throughout the year.

# TRAFFORD PLAYING PITCH ASSESSMENT

Figure 9.1: Location of tennis courts in Trafford



Please refer to Table 9.1 for a key to the map.

## TRAFFORD PLAYING PITCH ASSESSMENT

Table 9.1: Summary of provision site by site

Site ID	Site name	Management	Analysis area	Availability for community use	No. of courts	No. of floodlit courts	Court type	Court quality <sup>31</sup>
1	Abbots Field Park	Council	West	Yes	3	-	Macadam	Poor
4	Altrincham College of Arts School	School	South	No	4	-	Tarmac	Standard
6	Ashton on Mersey Health & Fitness Centre	Trust	Central	Yes	4	-	Tarmac	Standard
7	Ashton Park	Council	Central	Yes	2	-	Macadam	Good
8	Ashton-on-Mersey Cricket Club	Sports Club	Central	Yes	3	-	Macadam	Standard
12	Bowdon Bowling & Lawn Tennis Club	Sports Club	South	Yes	3	-	Artificial Turf	Good
					3	-	Clay	Good
13	Bowdon Lawn Tennis Club	Sports Club	South	Yes	8	-	Grass	Standard
					2	-		Poor
					5	2 <sup>32</sup>	Artificial Turf	Good
17	British Airways Club Silverwings	Private	South	No	3	-	Tarmac	Standard
18	Broad oak School (Partington Sports Village)	School	West	Yes	4	-	Macadam	Standard
20	Brooklands Sports Club	Sports Club	Central	Yes	10	6	Artificial Turf	Good
					3	-	Grass	Standard
26	Claremont Lawn Tennis Club	Sports Club	South	Yes	4	4	Artificial Turf	Good
30	Davyhulme Park	Council	West	Yes	3	-	Macadam	Standard
32	Devisdale Pitches	School	South	Yes	6	-	Tarmac	Standard
36	Flixton Cricket Club	Sports Club	West	Yes	4	-	Macadam	Good
38	Flixton Girls' School	School	West	No	3	-	Macadam	Poor
43	Hale Barns Tennis Club	Sports Club	South	Yes	5	1	Artificial Turf	Good
44	Hale Country Club & Spa	Commercial	South	No	3	-	Macadam	Good

<sup>31</sup> Assessed using a non-technical site assessment pro-forma and also takes account of user comments.

<sup>32</sup> Retractable floodlighting

## TRAFFORD PLAYING PITCH ASSESSMENT

Site ID	Site name	Management	Analysis area	Availability for community use	No. of courts	No. of floodlit courts	Court type	Court quality <sup>31</sup>
45	Halecroft Park	Council	South	Yes	1	-	Macadam	Standard
46	Hale Lawn Tennis Club	Sports Club	South	Yes	9	4	Artificial Turf	Good
47	Hale Village Lawn Tennis Club	Sports Club	South	Yes	3	-	Artificial Turf	Good
49	Heyes Grove Tennis Club	Sports Club	South	Yes	6	3	Artificial Turf	Good
55	John Leigh Park	Council	South	Yes	3	-	Macadam	Standard
60	Longford Park	Council	North	Yes	6	-	Macadam	Poor
62	Lostock College	School	North	No	4	-	Macadam	Poor
69	Moor Nook Park	Council	Central	Yes	2	-	Tarmac	Poor
81	Pickering Lodge Park	Council	South	Yes	3	-	Macadam	Standard
83	Riddings Road	Council	South	Yes	2	-	Macadam	Standard
87	Sale Grammar School	School	Central	No	4	-	Macadam	Standard
89	Sale Sports Club Main Ground	Sports Club	Central	Yes	3	3	Artificial Turf	Good
					3	3	Macadam	Good
94	St Ambrose College	School	South	No	3	-	Artificial Turf	Standard
101	Stamford Park	Council	South	Yes	4	-	Macadam	Poor
103	Stretford Grammar School	School	North	No	4	-	Tarmac	Good
104	The Grammar	Trust	South	No	4	-	Artificial Turf	Good
116	Urmston Sports Club	Sports Club	West	Yes	5	-	Grass	Good
					3	-	Clay	Good
					3	-	Artificial Turf	Good
117	Victoria Park	Council	North	Yes	3	-	Macadam	Poor
118	Walton Park	Council	Central	Yes	2	-	Macadam	Standard
121	Wellacre Academy	School	West	No	4	-	Macadam	Poor
129	Stretford High School	School	North	No	3	-	Macadam	Standard
140	North Cestrian Grammar School Main Site	School	South	No	4	-	Tarmac	Poor

## TRAFFORD PLAYING PITCH ASSESSMENT

### Quality

The majority of courts were assessed as good quality (82 courts – 46%), whilst the remaining courts were assessed as either standard (59 courts – 34%) or poor (35 courts – 20%) quality.

Table 9.2: Summary of the quality of courts by surface type

Surface type	Good	Standard	Poor	Total
Macadam	12	28	27	67
Artificial Turf	55	3	-	58
Clay	6	-	-	6
Grass	5	11	2	18
Tarmac	4	17	6	27
<b>Total</b>	<b>82</b>	<b>59</b>	<b>35</b>	<b>176</b>

Issues affecting court quality include evidence of moss, loose gravel, poor grip underfoot, and/or poor line markings. Some sites are unsuitable for club tennis, whilst courts at school sites are often also used as general playground areas and are therefore subject to regular use which often impacts on quality.

Court quality at Council managed sites is generally poor (18) or standard (14) quality, with only two courts assessed as good quality, both at Ashton Park. Longford Park, which is a key site within Trafford, has six poor quality macadam surfaced courts, none of which are floodlit. Significantly, none of the 34 Council managed sites have floodlighting, representing a key deficiency in availability of floodlit tennis provision to cater for social and recreational formats of play.

Courts at Flixton Girls' School and Wellacre Academy are rated as poor quality. Both have evidence of moss, damage and loose gravel on the courts; with Flixton Girls' School also having poor grip and a poor amount of safety margin between the courts and the surrounding fence. It should be noted that neither of these sites is available for community use but improvements should be made at both sites to allow students at each school to safely participate in tennis. The courts at Flixton Girls' School are also overmarked with netball, which will contribute to the wear of macadam surface.

Bowdon Lawn Tennis Club is the only club based site that has poor quality courts. Two grass courts were assessed as poor quality, these are two grass courts which are not floodlit and provide appropriate sized courts for younger junior players. The main issue with these courts is that there is no surrounding fence, which can result in some unofficial use as well as disruption to matches with participants having to locate balls which have gone out of bounds.

The remaining poor quality courts are all located at Council managed sites, namely Abbotsfield Park, Longford Park, Victoria Park and Stamford Park. All courts are macadam surfaces and have evidence of moss growth. Stamford Park and Abbotsfield Park also have evidence of loose gravel, contributing to reduced grip underfoot.

Longford Park, along with Halecroft Park, Hale Lawn Tennis Club and Brooklands Sports Club provide poor quality access for disabled participants, with Longford Park providing steps but no

## TRAFFORD PLAYING PITCH ASSESSMENT

---

ramp to access the courts. These issues, across all sites, should be considered, especially at club sites which have indicated aspirations to offer disability tennis in the future.

Courts at club sites are generally good quality with the aforementioned exceptions. Club sites offer a variety of surfaces including clay, artificial turf and macadam.

The current LTA Facilities Strategy is focused on developing tennis participation from park sites and as such is seeking to improve and invest in improving the quality of tennis courts in parks. Ideal park hubs for tennis have been identified as having good quality courts and ancillary provision, accompanied by toilets and cafe facilities which are able to act as both a facility management point, social area and reference point for tennis delivery to develop the wider tennis customer experience. Five tennis park hub sites have been identified in Trafford, they are:

- ◀ Ashton Park (Central)
- ◀ Davyhulme Park (West)
- ◀ John Leigh Park (South)
- ◀ Longford Park (North)
- ◀ Stamford Park (South)

Tennis park hub sites will host community coaching sessions and will have programmed activity throughout the week, whilst they will remain available to book by members of the public and park league players using an online booking system overseen by onsite staff at park cafes where they exist.

### ***Ancillary provision***

Hale Lawn TC report that its ancillary facilities are of good quality with no reported issues regarding maintenance, parking or potential refurbishment of ancillaries. Similarly, Hale Village TC did not report any issues regarding ancillary facilities, rating the current facilities as standard quality.

Hale Barns TC recently redecorated its ancillary facilities to try and at least improve its appearance. Despite this, the changing facilities on site were rated as poor quality. Bowdon Bowls & Lawn TC would ideally seek to build a new clubhouse on the site, as the current building needs modernising. The minimum improvement that the Club feels is required is the upgrading of the changing facilities. This view is shared by Urmston TC which also reports a need for improvement to its ancillary facilities; rather than a new facility the Club feels that they need refurbishment.

Heyes Grove TC hope to add floodlighting to three of its courts in addition to refurbishing the site. However, the Club has identified that the expense of such work is insurmountable for it and would therefore require additional funding, either partial funding from The LTA subject to meeting funding assessment criteria or from an alternate source.

Sale TC, as part of Sale Sports Club, has significant plans to redevelop its ancillary facilities. As part of this redevelopment the existing clubhouse will be replaced with a new, purpose built facility; catering for all of the sports that form Sale Sports Club. Once the new facility is finished it is thought that it will adequately support the Club's ongoing development.

# TRAFFORD PLAYING PITCH ASSESSMENT

## ***Ownership and management***

Management of sites with outdoor tennis provision varies from publicly accessible park sites which form part of the Council's leisure offering through to club operated sites, with most in Trafford being located at the latter. Tennis courts at the four main park sites are available to book online and are therefore easily accessible for members of the public seeking pay and play, infrequent or occasional play. Brooklands TC hope to be better represented within the Brooklands Sports Club, protecting tennis' presence on the site, ensuring that the tennis courts are maintained to an appropriate standard.

Tenure of all clubs, with the exception of Northern Aces TC, is considered to be secure, with most clubs owning current home venues, either as standalone clubs or as part of larger, multisport clubs. Hale Village Lawn TC leases its current site from the Council, having renewed the lease agreement in 2012 for 25 years.

Northern Aces TC imports demand from Manchester, using Urmston Sports Club to provide outdoor tennis for its members. The Club rent courts on an annual basis, dedicating one evening a week to outdoor tennis, at this site. Tenure for this club is considered unsecure for this reason.

## **9.3: Demand**

### ***Competitive tennis***

There are a number of leagues in Trafford and surrounding areas for senior and junior tennis across both summer and winter seasons. Competitions are available for male, female or mixed entries across various formats including singles and doubles. The main local competitions are:

- ◆ South West Manchester Summer League (April – Sept)
- ◆ North East Cheshire Lawn Tennis League (April – Sept)
- ◆ East Cheshire Winter League (Mixed teams, Oct – March)

*Table 9.3: Summary of recorded demand within Trafford (where known)*

<b>Club</b>	<b>Sites used</b>	<b>Total members</b>	<b>Men's teams</b>	<b>Women's teams</b>	<b>Mixed teams</b>	<b>Junior teams</b>
Bowdon Bowling & Lawn TC	Bowdon Bowling & Lawn Tennis Club	470	3	3	-	7
Bowdon Lawn TC	Bowdon Lawn Tennis Club	Unknown	4	4	3	14
Brooklands TC	Brooklands Sports Club	Unknown	5	3	2	8
Claremont Lawn TC	Claremont Lawn Tennis Club	Unknown	4	2	2	-*
Flixton CC TC	Flixton Cricket Club	Unknown	2	2	2	-*
Hale Barns TC	Hale Barns Tennis Club	66	2	1	-	1
Hale Lawn TC	Hale Lawn Tennis Club	434	7	5	2	13
Hale Village Lawn TC	Hale Village Lawn Tennis Club	207	3	2	-	3
Heyes Grove TC	Heyes Grove Tennis Club	125	3	2	-	2



## TRAFFORD PLAYING PITCH ASSESSMENT

Club	Sites used	Total members	Men's teams	Women's teams	Mixed teams	Junior teams
Northern Aces TC	Urmston Sports Club	Unknown	6	4	1	-
Sale TC	Sale Sports Club Main Site	120	3	1	2	4
Urmston TC	Urmston Sports Club	120	3	2	2	-*

*\*\* Indicates that although junior members exist within the Club, no specific junior teams were reported*

Hale Barns TC states that it is seeking to increase membership but has found attracting new local members difficult. The Club lost a significant number of senior and junior players to other clubs in the area, in part, as the result of coaching issues. The Club also noted that the age of its members has increased in the past few years and this has also been a contributory factor in membership decreases. Similar issues were reported by Hale Lawn TC and Sale TC with regards to decreases of senior memberships at respective clubs.

Both Sale TC and Hale Lawn TC also both report that junior membership has remained static; and that there are plans to increase memberships. Sale TC also attributed the deteriorating quality of the courts at Sale Sports Club to the decrease in memberships and expects that future developments will help memberships increase. The effect of improved facilities has already been experienced by Hale Village Lawn TC which refurbished its courts, improving the quality and meaning that tennis can be provided year round. The Club noted that senior membership increased as a result of the new surfaces; but junior membership decreased as it had to increase membership costs in-line with the year round provision. Another factor regarding decreased junior membership is that the Club now provide coaching to younger participants, without them then having to become members of the Club.

Bowdon Bowling & Lawn TC report that membership numbers have not changed in either senior or junior sectors; with no plans to actively seek new members. The Club is interested in increasing family participation and providing disability tennis, both are incorporated into it's Development Plan.

Heyes Grove TC report that overall membership has decreased, particularly junior membership. The Club recognises that the site location has contributed to this decrease, along with a lack of advertisement in the local area. The Club is keen to increase memberships and hope junior membership significantly increases, as previously the Club has not had many junior members.

Urmston TC note that junior membership decreased recently, but it hopes that the redevelopment that the site has gone through in the past three years will help attract more participants. The Club recognises that there is potential to increase use of the grass courts, reporting that they are unused in the evening. Providing floodlighting onsite would help to increase capacity for use and the Club has submitted an expression of interest to the LTA for funding to assist towards the floodlighting of the three artificial courts. Urmston Sports Club is also used by Northern Aces TC and Urmston TC also suggest that this may affect its own membership as individuals recognise that the courts can be used without being a member of Urmston TC.

## TRAFFORD PLAYING PITCH ASSESSMENT

---

Northern Aces TC is a lesbian, gay, bisexual and transgender (LGBT) based club formed from the Team Manchester project designed to encourage the LGBT community into sporting and other health related activities. Initially an informal group, it is now an established club with most sessions at Manchester Regional Tennis Centre, whilst outdoor sessions generally take place at Urmston Sports Club where the Club also plays matches in the South West Manchester Summer League. The Club also hosts a number of internal club tournaments as well as an annual open tournament sanctioned by the International Gay and Lesbian Tennis Alliance (GLTA).

No clubs report an issue accessing floodlit provision and only Hale Village Lawn TC report that if more courts were available on site then the demand exists for those courts. However, due to the nature of the site the Club recognises that increasing the number of courts on site is not possible.

### ***Parks tennis***

Parks tennis leagues are less formal in comparison to established club play, offering greater flexibility and an opportunity for all abilities to engage in competition at local venues. The leagues are run by Local Tennis Leagues which affiliates to the LTA and are available to all aged 18 years and above, with admin and support based online. Players are organised into mixed sex leagues of eight based on similar ability levels, with matches arranged between the two players at whatever time and park court is agreed. The flexibility of play is conducive to use of park sites which are typically more easily available.

The LTA are not aware of any current park sites within Trafford generating revenue which could then be used as a sinking fund for court maintenance or resurfacing. It is imperative that where possible revenue should be generated in order to sustain or improve court quality. The LTA has developed technology solutions for access systems which monitor utilisation levels and offer the potential of revenue generation without the need for staffing, a model already operational across some sites in neighbouring Manchester.

### ***Informal tennis***

Courts on education sites are largely unavailable for community use, likely due to the poor quality of areas which are often used daily as playgrounds and social areas. Only the courts at Ashton on Mersey health & Fitness Centre and Broadoak School (Partington Sports Village) are available for community use, because both operate as dual use facilities, though there is little demand for community use.

It is likely that demand for recreational play increases annually following events such as Wimbledon. Although it is hard to measure casual use at some courts, it is assumed that they are generally busy throughout the summer months when the weather is favourable and longer daylight hours reduce the requirement for floodlighting.

# TRAFFORD

## PLAYING PITCH ASSESSMENT

---

### 9.4: Conclusions

In conclusion, there is sufficient supply of tennis courts in Trafford to cater for current club demand and casual use, including the delivery of participation schemes, parks leagues and informal bookings. It should be noted, however, that at Hale Village Lawn TC and Bowdon Bowling & Lawn TC there is insufficient supply to meet membership demand. Neither Clubs mentioned this as an issue but it may manifest itself as participation and club membership grows.

Participation is largely club based and club sites are generally self-serving, taking part preferred format sessions; and active in providing a variety of inclusive sessions for adults and juniors of all abilities. Access to additional courts or floodlit courts does not appear to be an immediate issue for any clubs in the Borough.

The LTA is focused on developing community tennis in public spaces and parks as it has already begun to do in Trafford and the five identified park hub sites currently or soon to be used for matches are of sufficient quality to meet that need. However, none of the 34 Council managed tennis courts have floodlighting, including the five tennis park hubs, therefore floodlighting these sites should be considered in order to cater for a wider participation base of recreational players. Longford Park particularly represents a key opportunity, in that it is the largest park hub with six courts and has additional footprint to develop additional courts in future.

The LTA also believes education sites present a significant opportunity for accessible playing opportunities if sites with courts could be open for public use, however none are presently floodlit. It also highlights that other than private members club David Lloyd Manchester Trafford City, there are no covered courts across the Borough either in club or community settings.

## TRAFFORD PLAYING PITCH ASSESSMENT

---

### Tennis summary

- ◀ **There is sufficient supply of tennis courts in Trafford to cater for current demand and casual use from both clubs and community participation initiatives, meaning that courts in use should be protected to maintain current supply.**
- ◀ **However, there is a need for increased floodlighting, particularly at Council managed park hub sites to offer a broader range of playing opportunities for community and recreational formats.**
- ◀ There is a total of 176 tennis courts identified in Trafford, of which 43 courts are not available for community use.
- ◀ There are 26 floodlit courts in Trafford spread across seven sites. All of these courts are currently located at club sites.
- ◀ The majority of courts were rated as good quality (82 courts – 46%), whilst the remaining courts were rated as either standard (60 courts – 34%) or poor (35 courts – 20%) quality.
- ◀ The majority of courts are macadam surfaces, representing 38% of existing supply.
- ◀ Tenure of all club sites is considered to be secure. However, tenure for Northern Aces hiring courts at Urmston Sports Club is considered to be unsecured.
- ◀ Many clubs report that senior membership has declined recently as a natural result of the ageing profile of the Club membership. Some clubs also report that membership has been affected by the quality of facilities, coaching and club location.
- ◀ Urmston TC has submitted an expression of interest to the LTA for funding towards installing floodlighting on the three artificial courts at Urmston Sports Club.
- ◀ It is likely that demand for recreational play increases annually following events such as Wimbledon and publicly accessible Council managed sites are generally assumed to be busier during the summer when the light allows for more evening play.
- ◀ Participation is largely club based and club sites are generally self-serving. Club access to floodlit courts does not appear to be an issue and court quality at club sites is generally good.
- ◀ However, significantly none of the 34 Council managed sites have floodlighting, representing a key deficiency in availability of floodlit tennis provision to cater for social and recreational formats of play.
- ◀ There are five tennis park hubs identified in Trafford and floodlighting one or more of these sites would help broaden playing and community coaching opportunities, particularly Longford Park which is the largest hub site and has potential to increase the number of courts.

# TRAFFORD PLAYING PITCH ASSESSMENT

## PART 10: BOWLING GREENS

### 10.1: Introduction

All bowling greens in Trafford are crown greens. The British Crown Green Bowling Association (BCGBA) is the governing body responsible for ensuring effective governance of crown green bowls across the Country. More locally the sport is run and administered by County Bowling Associations and Trafford clubs generally affiliate to the Greater Manchester County Crown Green Bowling Association (CCGBA), though some affiliate to the Cheshire CCGBA.

#### **Consultation**

There are 60 clubs identified as using bowling greens in Trafford, all of which, were sent an online survey to register their views. Contact information for affiliated clubs was provided by Greater Manchester CCGBA. Thirty-one clubs responded to the survey representing a response rate of 52%.

### 10.2: Supply

There are 49 crown bowling greens in Trafford located across 42 sites, of which, there are seven double green sites. There are no artificial surfaces and all are natural turf greens. There are no flat bowling greens located in Trafford.

There are no reported disused sites in Trafford, although there may be disused greens attached to public houses which have not been located.

*Table 10.1: Current supply of bowling greens in Trafford*

Site ID	Site name	Analysis area	No. of greens	Quality <sup>33</sup>	Management
1	Abbotsfield Park	West	1	Good	Council
3	Altrincham Borough Bowling Club	South	1	Good	Sports Club
7	Ashton Park	Central	2	Good	Council
12	Bowdon Bowling & Lawn Tennis Club	South	1	Good	Sports Club
17	British Airways Club Silverwings	South	1	Standard	Private
20	Brooklands Sports Club	Central	1	Good	Sports Club
22	Budenberg BC	South	1	Good	Sports Club
28	Cross Lane	West	1	Good	Council
30	Davyhulme Park	West	1	Good	Council
			1	Poor	
34	Flixton Conservative Club	West	1	Good	Private
35	Flixton Ex-Servicemans Association (John Alker Club)	West	1	Good	Private
36	Flixton Cricket Club	West	1	Standard	Sports Club
40	Golden Hill Park	West	1	Good	Council

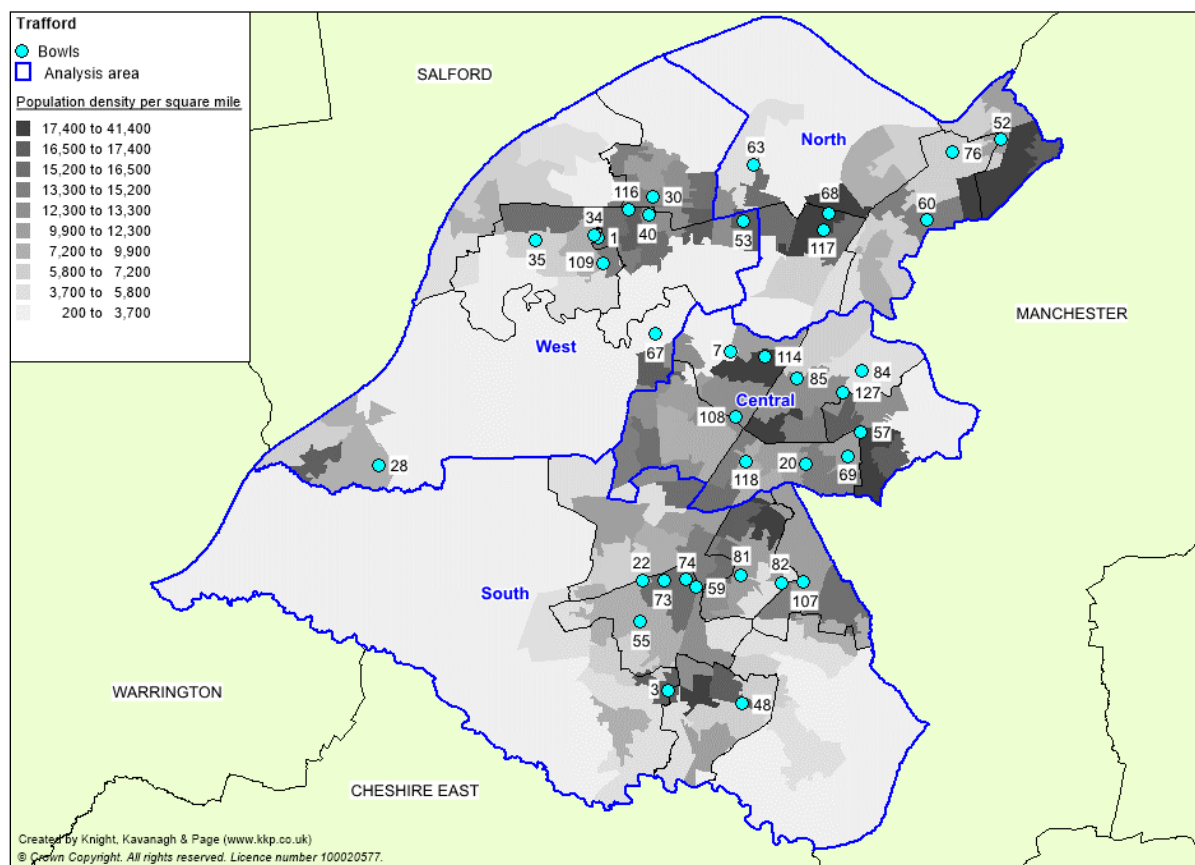
<sup>33</sup> Determined via non-technical assessment and club feedback

## TRAFFORD PLAYING PITCH ASSESSMENT

Site ID	Site name	Analysis area	No. of greens	Quality <sup>33</sup>	Management
48	Hermitage Park Bowling Club	South	1	Good	Council
52	Hullard Park	North	1	Good	Council
53	Humphrey Park	West	1	Good	Council
55	John Leigh Park	South	1	Good	Council
57	Legh Arms	Central	1	Good	Pub
59	Lmrsa Bowling Club	South	1	Good	Private
60	Longford Park	North	2	Standard	Council
63	Lostock Park	North	1	Good	Council
67	Mersey Valley Sports Club	West	1	Good	Sports Club
68	Metro Sports & Social Club	North	1	Good	Sports Club
69	Moor Nook Park	Central	1	Good	Council
73	Navigation Hotel	South	1	Good	Pub
74	Navigation Road Rec	South	1	Good	Council
76	Old Trafford Bowling Club	North	1	Good	Sports Club
81	Pickering Lodge Park	South	2	Good	Council
82	Quarry Bank Inn	South	1	Good	Pub
83	Riddings Road	South	1	Standard	Council
84	Sale Conservatives Bowling Club	Central	1	Good	Private
85	Sale Excelsior WMC	Central	1	Good	Private
101	Stamford Park	South	1	Standard	Council
107	Timperley Village	South	1	Good	Sports Club
108	The Linden club	Central	1	Good	Private
109	The Roebuck Pub	West	1	Good	Pub
114	United Services Club	Central	1	Good	Private
116	Urmston Sports Club	West	1	Good	Sports Club
117	Victoria Park	North	2	Good	Council
118	Walton Park	Central	2	Standard	Council
127	Worthington Park	Central	2	Good	Council
142	Davyhulme Social Club	West	1	Good	Private

# TRAFFORD PLAYING PITCH ASSESSMENT

Figure 10.1: Distribution of bowling greens across Trafford



Please refer to Table 10.1 for a key to the map.

Table 10.2: Summary of bowling greens by analysis area

Analysis area	Good	Standard	Poor	Total
North	6	2	-	8
Central	11	2	-	13
South	12	3	-	15
West	11	1	1	13
<b>Total</b>	<b>40</b>	<b>8</b>	<b>1</b>	<b>49</b>

Most greens are located in South Area (30%) with the North Area having the lowest provision (16%). The Central and West Areas both have 27% of the greens in Trafford (13 greens each).

## Quality

Quality ratings determined through non-technical assessments and club feedback show most crown greens in Trafford to be rated as good quality (40 greens – 82%), with the remaining greens assessed as standard (eight greens – 16%) or poor (one green – 2%) quality.

## TRAFFORD PLAYING PITCH ASSESSMENT

---

Most greens are managed and maintained by the Council, amounting to 26 of the 49 greens. Of Council maintained provision, only one green at Davyhulme Park is rated as poor quality, with most rated as good quality (19 greens – 73%).

Davyhulme Park Bowls and Social Club believes that the green it uses has reduced in quality over the past year due to an insufficient level of maintenance other than scarifying and fertilising. The green is also subject to unofficial use including, but not limited to, football, cricket, dog fouling and golf. Winchester BC also play at Davyhulme Park, on the other green, and suggest that it has improved slightly in the past year, however, it does report evidence of dog fouling and litter on the green.

Bowdon Bowling & Lawn Tennis Club and Metro Sports & Social Club both report that the greens at the respective sites have slightly improved in quality over the past year. Both clubs relate this improvement to more regular and thorough maintenance programmes which have improved the greens and also the surrounding areas at each site. The maintenance of each of these sites is the responsibility of the respective club, with maintenance outsourced to appropriate professionals.

A number of Council managed sites have improved over the past year, as reported by clubs. All of these sites have benefitted from the new maintenance programme that the Council has implemented across its sites. Clubs report that the individuals undertaking the maintenance are completing a high standard job. Those Council managed sites to have improved in the past year are:

- ◀ Abbotsfield Park
- ◀ Cross Lane Park
- ◀ Humphrey Park
- ◀ Navigation Road Rec
- ◀ Stamford Park

In contrast, the greens at Flixton Ex-Servicemans and Brooklands Sports Club have reduced in quality over the past year, with respective clubs citing a lack of or poor quality maintenance (private clubs). Similar issues and opinions were cited at Hullard Park, Longford Park, Ashton Park, Ridding Road and Victoria Park, all of which, are Council maintained sites.

### ***Ancillary facilities***

Security and the absence of fencing to help protect against inappropriate use of the greens at Council managed sites is highlighted as a common issue by some responding clubs. Longford Park Old Gentleman's BC particularly highlight graffiti to the side of the clubhouse and some misuse by local youths. Davyhulme Park Bowls & Social Club and Ashton Park BC both report that there has been damage to bowling green gutters.

Walton Park BC report that the Club's ancillary facilities were broken in to, causing significant damage to the clubhouse. Whilst Pickering Lodge BC report fires being lit on the greens, causing damage to the surface.



## TRAFFORD PLAYING PITCH ASSESSMENT

---

### *Ownership and management*

Most greens are owned and managed by the Council and are rented by clubs. Of the 49 total greens in Trafford, there are 26 Council managed greens (53%), 19 (39%) managed by sports clubs or privately and four (8%) located at public houses. Clubs are charged an annual fee for use of Council managed greens based on the number of members playing.

There are 22 clubs recorded as playing at Council managed greens and the remainder playing at either private sites, sports clubs or public houses.

The Council is the biggest funder and provider of bowling greens in Trafford, however, this may potentially be subject to change as it faces continuing budget pressures. Bowling green quality is heavily dependent on the quality of maintenance but this is often proportionally expensive in relation to the number of greens when compared to the supply of other sports pitches the Council maintains. Proposals to make savings over the next three years include efficiency savings regarding maintenance of existing provision. However, it is important to highlight the potential for budgetary pressures to impact on the ability of the Council to maintain and sustain the current level of bowling green provision it manages.

The economic climate over recent years and increased pub closures has meant that the number of bowling greens at pub sites has also decreased. Some pubs have chosen to stop maintaining adjoining bowling greens and where resident clubs have been unable to take over maintenance responsibilities greens have either been left to become overgrown or converted for other uses such as social areas or beer gardens. Some pubs have rented the green to the resident club which then assumes maintenance responsibilities, for example, Quarry Bank BC has a rental agreement on the green at the Quarry Bank Inn from the brewery, with the club responsible for maintaining the green. This rental agreement is reported to be annual and therefore is considered unsecure.

There may be opportunities for clubs to take greater responsibility and to seek new investment which could both alleviate financial pressures and give clubs more autonomy in preparing and providing a facility which is able to meet their requirements. Further to this, the feasibility of long-term leasing could present opportunities to both reduce Council costs whilst allowing clubs to continue to maintain and ensure the viability of provision. This may see clubs taking on responsibility and costs of maintenance if they wished and were realistically able to do so to the required standard. However, should there be a change in approach consideration should be given as to whether the club or clubs in question are realistically equipped to assume greater responsibility for the site and whether they have the right resources and personnel base to sustain the asset to the required standard.

# TRAFFORD

## PLAYING PITCH ASSESSMENT

---

### 10.3: Demand

Clubs typically have several teams which play on multiple days of the week as part of different leagues. The main leagues servicing the area are:

- ◀ Altrincham & District Bowls League
- ◀ Altrincham & District LV BL
- ◀ Altrincham & South Manchester
- ◀ Sale & District Bowls League
- ◀ Timperley & District Vets BL
- ◀ Trafford Evening Bowls League
- ◀ Urmston & District BL

There are 60 bowling clubs identified in Trafford, most with multiple teams playing various evenings and afternoons throughout the week. Many clubs, teams and bowlers may play in a number of leagues simultaneously throughout the week and so although there may be a large number of teams; many are made up of the same players, thus representing a smaller player base. The analysis below summarises information where known, gathered from consultation with clubs:

- ◀ The level of membership of clubs varies from 12 to 193 members.
- ◀ Longford Ladies BC has the fewest with 12 members.
- ◀ Timperley Village BC has the most with 193 members.
- ◀ Only one junior member is recorded, playing at Timperley Village BC.

Bowling has experienced an overall decline in participation nationally which may be due to access to facilities in some cases; however, most clubs acknowledge a lack of interest in the sport amongst the local community, with few new bowlers taking up the sport. This adds to a player base which is largely drawn from the elderly community and in most cases the fall in numbers has been attributed to ageing players, with a lack of younger players coming through. That said, Sale Excelsior BC and Victoria Park BC both report that there has been an increase in memberships in the past three years, with Sale Excelsior BC able to create an additional team.

#### ***Pay and play***

Council managed greens are available for pay and play but little demand for this type of recreational use is reported. There are a number of reasons that contribute to this. Many Council greens are fenced which discourages the public from accessing the greens. There is a lack of advertising and promotion which also makes it difficult to attract the public on a 'pay and play' basis whilst access is generally operated by key holders from the resident club at most greens, with nobody onsite to operate pay and play other than when club members are using the green themselves.

#### ***Future demand***

Using ONS projections (2015-2026) the number of persons aged 65 and over in Trafford is likely to increase from 39,719 in 2015 to 48,021 in 2026. This represents an increase of 20.9% and accounts for 18.8% of Trafford total future population (compared to 17% in 2015).

## TRAFFORD PLAYING PITCH ASSESSMENT

Sport England Market Segmentation shows that the majority of people who play bowls in Trafford are Elsie/Arnolds (retired singles – 24%) or Franks (retired twilight year gents – 22%). In total the tool shows segments representing retired participants (additionally including Normas and Ralphs/Phyllis’) to account for 61% of people playing bowls in Trafford. As people of retirement age in the 65+ age band are the most likely to play bowls, future population increases suggest demand for bowling greens is likely to increase. However, this is based solely on population forecasts and does not take into account the decline in playing numbers nationally, whilst people may not necessarily take up bowling just because they are increasing in age.

### 10.4: Supply and demand analysis

Capacity is very much dependent on the leagues and the day that they operate. A green may have no spare capacity on an afternoon or evening when a popular league is operating but may be empty for the rest of the week. However, in many cases greens are used during the afternoons by club members who bowl socially.

It is generally considered by the British Crown Green Bowling Association and Bowls England that a green accommodating less than 60 playing members is considered to have spare capacity for further play. Consideration should also be given to the sustainability of greens which operate with a playing membership of less than 20.

Based on this guidance and known membership figures from club responses, Hullard Park is considered to be played to capacity and a further ten sites are considered to be operating above the recommended capacity level, notably Timperley Village, Metro Sports & Social Club and Davyhulme Social Club. Also of note are the Bowling Green Hotel (54 members) and the Lloyd Hotel (51 members) which are almost played to capacity. Of identified concern, would be the recorded club use at Victoria Park by just 62 members across two greens and consideration should be given to the viability of the greens moving forward.

There is currently no recorded club play at nine sites in Trafford, including, Council managed site, Worthington Park, Moor Nook Park and John Leigh Park.

*Table 10.3: Club membership use of bowling greens (where known)*

Site ID	Site name	Number of greens	Clubs	No of members
1	Abbotsfield Park	1	Abbotsfield Ladies BC Flixton Vets BC	73
3	Altrincham Borough Bowling Club	1	Altrincham Borough BC	Unknown
7	Ashton Park	2	Ashton Park Vets BC	62
12	Bowdon Bowling & Lawn Tennis Club	1	Bowdon BC	40
20	Brooklands Sports Club	1	Brooklands BC	70
22	Budenberg BC	1	Budenberg BC	Unknown
28	Cross Lane	1	Partington BC	29

## TRAFFORD PLAYING PITCH ASSESSMENT

Site ID	Site name	Number of greens	Clubs	No of members
30	Davyhulme Park	2	Davyhulme Park Bowls & Social Club Winchester BC	77
34	Flixton Conservative Club	1	Flixton Cons BC	Unknown
35	Flixton Ex-Servicemans Association (John Alker Club)	1	Flixton Ex-Serviceman's BC	55
36	Flixton Cricket Club	1	Flixton CC BC	Unknown
40	Golden Hill Park	1	Golden Hill BC	62
48	Hermitage Park Bowling Club	1	Hermitage Park BC	Unknown
52	Hullard Park	1	Hullard Park BC	60
53	Humphrey Park	1	Humphrey Park BC Humphrey Park Ladies BC	52
57	Legh Arms	1	Legh Arns BC	Unknown
59	LMRSA Bowling Club	1	LMRCA BC	Unknown
60	Longford Park	2	Longford Park Old Gentlemans BC Longford Park BC Longford Ladies BC	51
63	Lostock Park	1	Lostock Park BC	Unknown
67	Mersey Valley Sports Club	1	Mersey Valley BC	Unknown
68	Metro Sports & Social Club	1	Metro Sports & Social BC	92
74	Navigation Road Rec	1	Navigation BC	50
76	Old Trafford Bowling Club	1	Old Trafford BC	Unknown
81	Pickering Lodge Park	2	Pickering Lodge BC	70
82	Quarry Bank Hotel	1	Quarry Bank BC	66
83	Riddings Road	1	Riddings BC	70
84	Sale Conservative Club	1	Sale Cons BC	Unknown
85	Sale Excelsior WMC	1	Sale Excelsior WMC	75
101	Stamford Park	1	Hale Moss BC	65
107	Timperley Village	1	Timperley Village BC	193
116	Urmston Sports Club	1	Urmston Sports BC	Unknown
117	Victoria Park	2	Victoria Park Ladies BC Victoria Park Vets	62
118	Walton Park	2	Walton Park BC Walton Park Vets	40 Unknown
142	Davyhulme Social Club	1	Davyhulme Social Club	90

# TRAFFORD PLAYING PITCH ASSESSMENT

---

## 10.5: Conclusions

There is sufficient supply of outdoor bowling greens to accommodate current demand across Trafford. Existing provision is also enough to cater for the likely level of demand in future given a national trend of decline in participation and an ageing membership demographic.

Of greater significance is the need to ensure the viability of Council managed bowling green provision in order to realise a sustainable spread of bowling greens across the Borough which can efficiently cater for demand given the relatively high cost of maintenance.

### **Bowling greens summary**

- ◀ **There is sufficient supply of outdoor bowling greens to accommodate current demand across Trafford. Existing provision is also enough to cater for the likely level of demand in future given a national trend of decline in participation and an ageing membership demographic.**
- ◀ There are 49 crown bowling greens in Trafford provided across 42 sites with seven double green sites. There are no flat greens in Trafford.
- ◀ The majority of crown greens are located in South Area (30%) whilst North has the least (16%).
- ◀ Most crown greens in Trafford are rated as good quality (40 greens), with the remaining greens assessed as standard (eight greens) or poor (one green) quality.
- ◀ Most greens are owned and managed by the Council and are rented by clubs. Of the 49 total greens in Trafford, there are 26 Council managed greens (53%).
- ◀ There are 60 clubs using bowling greens in Trafford and membership of responding clubs ranges from 12 to 193 members.
- ◀ Ten sites are considered to be operating above the recommended capacity level, notably Timperley Village, Metro Sports & Social Club and Davyhulme Social Club. Nine sites have no recorded club use, including three Council managed sites.
- ◀ Victoria Park has just 62 members across two greens and consideration should be given to the viability of continuing to provide both greens moving forward.

# TRAFFORD PLAYING PITCH ASSESSMENT

---

## PART 11: ATHLETICS TRACKS

### 11.1: Introduction

Athletics is administered across the United Kingdom by UK Athletics, including responsibility for developing and implementing the rules and regulations of the sport, anti-doping protocol, health and safety, facilities and welfare, training and coach education and permitting and licensing. Locally the sport is governed through England Athletics (EA) via a team consisting of an area manager and coach/club support officers.

#### **Consultation**

There are three athletics clubs based in Trafford and consultation with each was carried out on a face to face basis. Telephone consultation was also undertaken with the local EA Club and Coach Support Officer.

### 11.2: Supply

There are currently three athletics tracks in Trafford, all three of which are used by athletics clubs. There is one synthetic and two cinder surfaces, all of which have floodlighting.

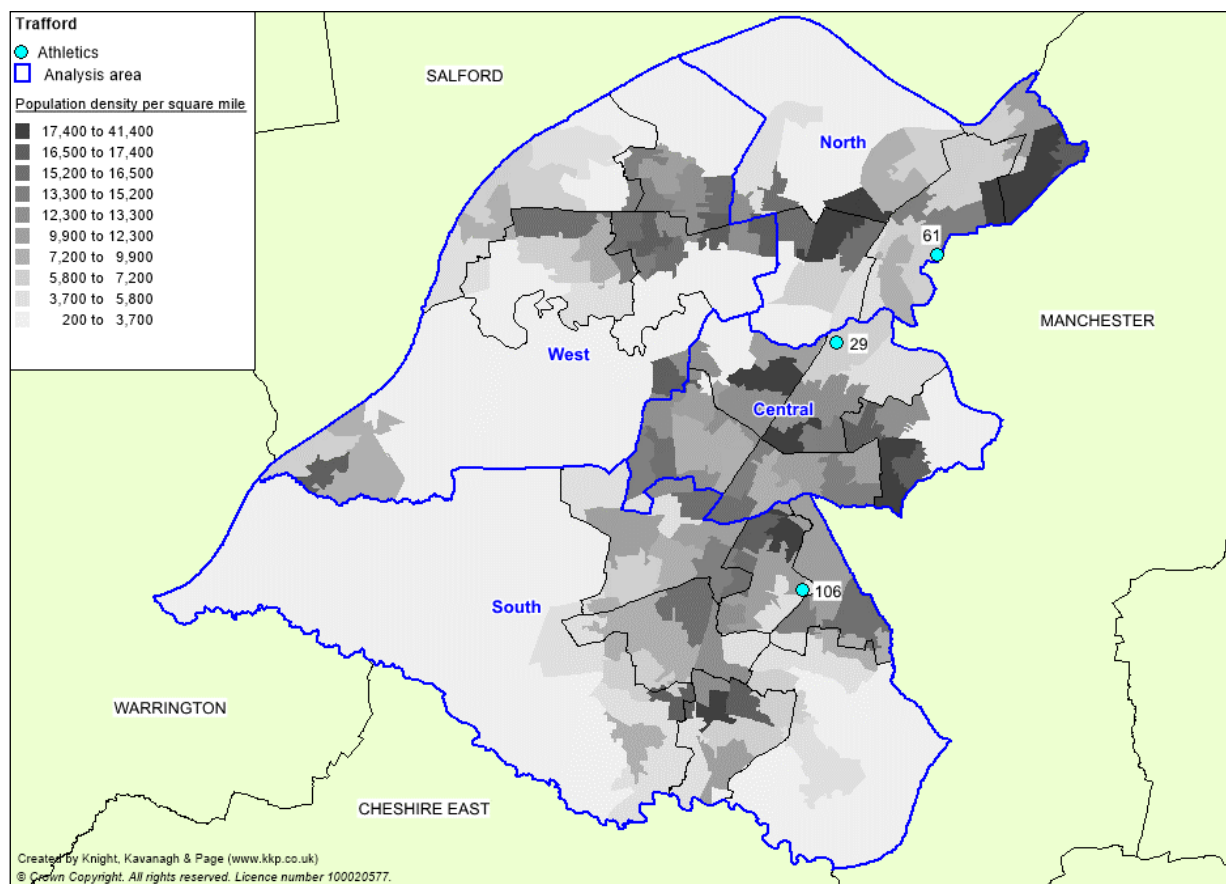
*Table 11.1: Supply of athletics tracks in Trafford*

Site ID	Site	Analysis area	Built	Refurbished (year)	Number of lanes	Surface	Quality
29	Crossford Bridge	Central	1910	No	7	Cinder	Poor
60	Longford Park	North	1963	Yes (1989)	6	Synthetic	Standard
106	Timperley Recreation Ground	South	1967	Yes	6	Cinder	Poor

All three tracks are located towards the eastern boundary with Manchester. This is significant as there is an element of permeability with Manchester with regards to use of track facilities. For example, Sale Manchester Harriers AC is traditionally a Trafford based club now operating across three venues, most of which are in Manchester, whilst Chorlton Runners is a Manchester based group regularly using Longford Park in Trafford. All three tracks are evenly distributed across the Borough although there is only approximately two miles separating Longford Park and Crossford Bridge.

# TRAFFORD PLAYING PITCH ASSESSMENT

Figure 11.1: Location of athletics tracks in Trafford



## Quality

The track at Longford Park is rated as standard quality and is subsequently considered to be of better quality than the other two. However, the track is not without issues and resident club, Trafford AC reports that the inside lane is subject to bubbles on the top surface layer.

The Club also highlights that the run up areas for the javelin and long jump events require resurfacing and that the main track requires a surface clean and remarking, all of which the Club has had quoted for a cost of approximately £18,000. It believes that the track ideally needs a full resurface but acknowledges the associated cost and in the short term is prioritising the need for repairs.

The track at Crossford Bridge is rated as poor quality and is considered to be the poorest of the three in the Borough. The cinder track suffers particularly during the winter months when rain gathers in puddles on the surface which also has holes in some areas. The track does not meet competition requirements; however, it is suitable for junior club training and friendly junior competitions which the Club hosts several times each year.

Crossford Bridge is also considered to be the least likely of the three tracks to be resurfaced due to the limited revenue generated from junior users and gap in capital funding required to do so, with much of the Club's funds focused on use of facilities in Manchester to meet the needs of performance and club runners who require high quality facilities several nights each week.

## TRAFFORD PLAYING PITCH ASSESSMENT

---

Like Crossford Bridge, the track at Timperley Recreation Ground is a poor quality cinder surface. The track is home to resident club Altrincham & District AC which highlights track quality to be a key issue and identifies the need to resurface, preferably to a synthetic surface. The track is reported to be particularly susceptible to waterlogging, notably on one bend which is sunken causing water to pool. The track does not meet competition requirements and so the Club has to hire use of Longford Park, with the water jump section being particularly poor. The throwing cage onsite is also in poor condition for league requirements and is only used for junior practice, whilst there are no facilities for pole vault.

Altrincham & District AC suggests that the condition and surface of the track as being its key issue and reports that it regularly loses talented junior performance athletes to Sale Manchester AC and Trafford AC. This is because athletes and coaches alike cannot be confident in track quality on the day of practice, leading to slow times and limited or no improvement because the track is often heavy underfoot. Consequently, it leads athletes to join other clubs in the Borough which are able to provide synthetic track facilities in Trafford or Manchester where there this is not an issue, directly impacting on retention of the Club's most talented athletes. Of the three clubs in the Borough, Altrincham & District AC is presently most likely to be able to fund track resurfacing and states that it has approximately 80% of the funds required.

### ***Ancillary provision***

Trafford AC reports the condition of the spectator stand at Longford Park to be of key concern. The roof is damaged and regularly leaks through the seating down to the bottom of the stand where it then leaks through to the gym and storage rooms below. Water leaking through the stand is seen as a key safety concern which needs to be addressed. Approximately £30,000 has been quoted for repairs.

Altrincham & District AC suggests that changing and clubhouse provision at Timperley Recreation Ground are in need of improvement. Changing rooms are suitable for use despite being dated but a lack of social/spectator space is highlighted as an issue. There is also no kitchen so the Club is unable to provide refreshments or as a means of income generation. Car parking was also highlighted as problematic as there are just six parking spaces beside the club building. There is, however, a small car park by the adjacent scout hut which is able to be used and services the recreation ground, whilst a third car park is available but is located on the other side of the site a distance away.

### ***Ownership/management***

All three tracks are owned by the Council but managed by the resident athletics clubs on an annual rolling basis following pre-existing management agreements which have since expired. As such, tenure for clubs at all three sites is considered to be unsecured. The Council has identified a need to review existing historical management agreements of all three tracks and has meant the Council has to reduce subsidies as part of a revised approach for future improvement and sustainability. Lack of secure tenure is a key issue for athletics Borough wide and is inhibiting the ability to improve quality, particularly at Timperley Recreation Ground.

Unlike the two other tracks, Crossford Bridge is a multisport site managed and maintained by Crossford Bridge Management Association (CBMA), of which, Sale Harriers AC forms part of along with Sale United FC and Old Altrinchamians AFC. Though Sale Harriers AC also uses a number of sites in Manchester, it is revered by members as the original home base from which the Club was originally formed.



## TRAFFORD PLAYING PITCH ASSESSMENT

---

Altrincham & District AC manages the track at Timperley Recreation Ground and is responsible for general maintenance, upkeep and 'minor repairs' as part of the agreement with the Council. As part of the subsidy it receives the Club is also responsible for maintaining and managing hire of the two football pitches onsite. It states that it has most of the funding required to resurface the cinder track with a synthetic surface, however, is unable progress without long term security of tenure. The Club, which has charitable status, as a registered Community Amateur Sports Club (CASC) believes that it is in a good financial position to manage the track without the current subsidy if the track is resurfaced.

Trafford AC is a limited company and also has a desire to take on full, long term management of the Longford Park track, including the onsite health and fitness suite. Security of tenure has proven to be problematic as it affects ability to gain funding.,.

### **11.3: Demand**

Trafford has three athletics clubs, each catering for both adult and junior athletes. It is important to note that clubs do not register junior athletes under the age of 11 years old as affiliated members as per England Athletics affiliation procedure.

Demand for running extends further than athletics tracks and the wider recreational running and fitness market has grown over recent years. A number of new running groups continue to be established; all with different focuses and aims. As groups grow, some have begun to offer track training sessions and even branch into track and field competition, such as Chorlton Runners.

#### *Trafford AC*

The Club based at Longford Park has approximately 300 active members aged 11 and above, with an unquantified number of juniors unaffiliated to the Club and paying per session. Club training nights are held on Monday and Thursday evenings, with some occasional Saturday morning sessions in addition to Parkrun which begins and ends on the track at the same time.

The Club regularly hosts Tuesday evening friendly meetings between May and August, whilst on Wednesday evenings the track is used by Manchester Triathlon Club and the throwing facilities members for specialist field event practice. The track is also well used throughout the day by Trafford Wheelers on Monday and Friday mornings as well as Sunday afternoons. Throughout the summer it is used by many local schools, mostly for sports days, this summer being used by over 20 different schools.

#### *Sale Manchester Harriers AC*

This is comparatively the largest club in the Borough in terms of demand and has a total membership of around 900. However, despite originating from Trafford the Club now considers itself to be based across Manchester as well, where it uses tracks at both Wythenshawe Park and Manchester Regional Arena.

The track at Crossford Bridge is used mainly for junior development, particularly those at the younger primary school age groups. It is also used by veteran group runners and road running group which meet at the site to begin road runs and track sessions. The Club hosts around five friendly midweek junior competitions throughout the season, however, the track is not suitable to host competitions for adults. The track is solely used by club athletes and is not used by any other running groups, nor is it available on a casual pay and use basis. The Club suggests that its key issue at present is volunteer recruitment.

## TRAFFORD PLAYING PITCH ASSESSMENT

---

### *Altrincham & District AC*

The Club has the broadest remit of the three clubs in Trafford, in that it also caters for fell running, road running and cross country. In total it has approximately 110 affiliated adult members and the same number of affiliated juniors, whilst it has around 70 unaffiliated juniors. It also reports to have approximately 60 adult members which do not affiliate but pay for use per session when they choose to come.

The Club is active in the community and outreach, organising the annual Trafford 10K road race in March, local school cross country events on Saturday mornings in John Leigh Park, as well as co-hosting a tri-series of 5K runs in John Leigh Park and Dunham Park. It has also recently begun a beginners running group for adults in conjunction with Run England.

As highlighted earlier in the section, Altrincham & District AC suggests that the poor quality track directly impacts on retention of its most talented athletes and that replacement with a synthetic surface would help to attract new members.

### ***National context***

Consultation with the local EA Club and Coach Support Officer highlights the following with regards to athletics nationally:

- ◀ No new athletics tracks are planned to be constructed and instead the retention of current athletics track stock is a priority.
- ◀ The focus for England Athletics is new participation programmes, such as Park Run and Run England.
- ◀ Another priority is to create trim trails around pitches or open spaces with 3-2-1 routes added to help all new running groups and affiliated clubs.
- ◀ Workforce development is a priority to increase the number of new coaches and volunteers.

### ***Parkrun & Great Run Local***

Parkrun is a series of weekly five kilometre (5k) runs held on Saturday mornings in areas of parks and open space across. They are open to all, free, and are safe and easy to take part in. The events are all ability runs open to all aged 14 years and older, whilst there are shorter 2k Junior Parkrun events available on Sunday mornings for junior runners aged four to fourteen years.

Parkrun actively promotes local clubs as part of its weekly events in order to advertise them to runners who may potentially be interested in joining a club, whilst approximately 10% of current Parkrun participants are already associated to running clubs. It is common for local clubs to also support Parkrun events through volunteering.

At present only the Stretford Parkrun operates in Trafford based in Longford Park, beginning and ending on the Longford Park track and organised by Chorlton Road Runners. Trafford AC does not charge for this, instead using the opportunity to generate revenue following the event through the sale of food and refreshments and outreach to prospective new members. There are no Junior Parkrun events in Trafford and the nearest one is located at Platt Fields Park (Manchester) approximately eight miles away.

Trafford is keen to develop additional runs as it has seen the participation benefits which it has brought to the Borough.

## TRAFFORD PLAYING PITCH ASSESSMENT

---

Great Run Local is a network of running events which operate very much like Parkrun in that they too are free, weekly and volunteer driven. It differs in that distances offered are flexible but generally include two routes at 2k and 5k in order to encourage participation of all abilities. There are no Great Run Local events in Trafford at present, with the nearest events held weekly in Manchester on Sunday mornings at Wythenshawe Park, Debdale Park and Birchfields Park. It should be noted that the cost implications of hosting Great Run Local events is higher than the Parkrun events.

### ***Couch to 5k***

Couch to 5k is a national health initiative promoted by the National Health Service (NHS) to encourage absolute beginners get into running as part of establishing and maintaining an active and healthy lifestyle including regular exercise. The plan consists of three runs per week and a day of rest in between, with a different schedule for each of the nine weeks to completion, the end goal being for the participant to be able to run 5k by the end of the plan. It starts with a mix of running and walking, to gradually build up fitness and stamina, in order to create realistic expectations and a sense of achievability to encourage participants to stick with it.

Through the Couch to 5k plan the NHS particularly promotes the health benefits of running and regular exercise which underpin the initiative, such as improved heart and lung health, weight loss and possible increases in bone density which can help protect against bone diseases such as osteoporosis. This also includes mental benefits of running through goal setting and challenge which can help boost confidence and self-belief, whilst running regularly has been linked to combating depression. An increase in people running through the Couch to 5k plan may increase interest and possibly have a knock on effect leading to increased demand at running groups and clubs as people may wish to continue develop their running further.

### ***Run England***

Run England is an official England Athletics recreational running project which aims to get the whole nation running. The role of Run England includes:

- ◀ Enabling people to join registered Run England groups.
- ◀ Supporting affiliated clubs and other partners in the provision of running groups for an increasing range of people.
- ◀ Training more people to qualify as running group leaders through the Leadership in Running Fitness qualification.
- ◀ Signposting people to their local Run England 3-2-1 routes that have been created by local providers.

There are currently six Run England groups operating in Trafford, they are

- ◀ Flixton Swim Team (Urmston Leisure Centre)
- ◀ Run England Sale (Brooklands)
- ◀ Run With Alty (run by Altrincham & District AC - Timperley Recreation Ground)
- ◀ Stretford Leisure Centre (Stretford Leisure Centre)
- ◀ Stretford Runners (Stretford Cricket Club)
- ◀ Trafford Running Group (Victoria Park)

## TRAFFORD PLAYING PITCH ASSESSMENT

### 3-2-1 routes

3-2-1 is a Run England project which aims to provide a range of marked out running or jogging routes across the country that anyone can try. It is considered a way of providing a meaningful challenge to help more people to get running when it best suits them. Local providers (working in partnership with athletics clubs and Run England groups) can mark out routes that are three, two and one miles, kilometres or laps. There are currently no 3-2-1 routes in Trafford. The nearest routes are located in Manchester at Chorlton Park, Chorlton Water Park and Wythenshawe Park.

### Other users

There are a number of other user groups or clubs which might make use of athletics tracks, including triathlon clubs and adaptive or all ability cycling groups. There are also a number of road running clubs or general running groups which may make use of the track on certain occasions.

Simply Cycling delivers all ability cycling sessions through groups at three different locations, two in Manchester and one in Trafford. The Trafford Wheelers group uses the track at Longford Park on Mondays and Fridays from 9.30am to 12pm as well on Sundays from 1pm until 3pm, totalling seven hours of track use each week. Altrincham & District AC states that it would really like to host cycling sessions like these on the track at Timperley Recreation Ground but is unable to because the cinder track surface is not suitable for cycling.

There are three triathlon clubs using track facilities in Trafford. Manchester Triathlon Club holds two track sessions per week at Longford Park on Monday and Wednesday evenings, each for approximately an hour. Similarly, Knutsford Triathlon Club has an hour long track session on Thursday evenings at Timperley Recreation Ground, whilst Altrincham Triathlon Club also uses the site.

A number of local schools make use of track facilities, particularly Longford Park which was used by 23 different local schools in 2016. Altrincham & District AC suggests that local schools would use the Timperley Recreation Ground track if it was better quality and more attractive.

Both Longford Park and Timperley Recreation Ground are each used for one hour weekly by a local fitness bootcamp. The former is available for casual pay and use but Trafford AC reports there is little demand amongst casual users, though the track is also available for use by members of the onsite Longford Health & Fitness Centre.

Table 11.2: Summary of regular track users in Trafford

Site ID	Site	Analysis area	Club/user group
29	Crossford Bridge	Central	Sale Manchester Harriers AC
60	Longford Park	North	Trafford AC
			Trafford Wheelers
			Chorlton Runners
			Manchester Triathlon Club
			Parkrun
106	Timperley Recreation Ground	South	Altrincham & District AC
			Knutsford Triathlon Club
			Altrincham Triathlon Club

# TRAFFORD

## PLAYING PITCH ASSESSMENT

---

### ***Future demand***

It is likely that demand for use of athletics tracks may increase in future, either through an increase in participation at athletics clubs or a continued increase in the number of running clubs and groups which may seek track time for more structured sessions. No clubs were able to quantify plans to increase membership but all are actively involved in the local community, have links with local schools and regularly hold outreach initiatives to attract new members.

### ***Peak time demand***

Peak time demand for use of athletics tracks is midweek evenings for club training, often held on different nights of the week varying between clubs and some may have different nights for different training disciplines, specialities or groups. The nature of competition dictates that track meetings operate on a series basis, with clubs hosting one home league event per season, though all three clubs use Longford Park given it is the only track in the Borough suitable for competition.

## **11.4 Conclusions**

In conclusion, Trafford is presently adequately served for provision and access to athletics tracks, both now and in light of population increases. None of the three clubs report a need for additional capacity or track time for training and development, with Sale Manchester Harriers AC using tracks in Manchester to accommodate demand through choice and a desire to identify with both local authorities rather than a lack of required capacity at Crossford Bridge.

However, a key priority for athletics in Trafford is the need to improve track quality at all three sites, particularly at Timperley Recreation Ground and Crossford Bridge which are rated as poor quality and in need of resurfacing to be retained for future athletics use.

As Longford Park track is the only track in the Borough licensed for competition and as such accommodates league matches for all three clubs, it is of key concern that should the track become dangerous or cease to meet competition requirements, all clubs would need to seek competition facilities outside of Trafford.

Altrincham & District AC at Timperley Recreation Ground has most potential to establish additional community use by wider groups such as local schools and adapted cycling groups which don't presently operate in the South of the Borough, providing a broader range of participation opportunities. However, without long term tenure of the track, the Club is unable to secure remaining funds to resurface the track in order to provide future sustainability of the site.

Although the track at Crossford Bridge is poor quality and also ideally requires resurfacing, the level of community access is limited to club use unlike the other two tracks. Also, the majority of affiliated club members and focus is based in Manchester and the main driver and users of the site are the resident football clubs which form part of Crossford Bridge Management Association (CBMA).

## TRAFFORD PLAYING PITCH ASSESSMENT

---

### Athletics summary

- ◀ **In conclusion, supply of athletics tracks in Trafford is considered able to sufficiently cater for current and future demand. However, there are significant issues which need to be addressed in relation to poor quality and security of tenure.**
- ◀ There are currently three athletics tracks in Trafford, one each located in the North, East and Central areas.
- ◀ There are two poor quality cinder surfaces located at Timperley Recreation Ground and Crossford Bridge and one standard quality surface located at Longford Park (the only competition licensed track in Trafford).
- ◀ The track at Crossford Bridge is rated as poor quality and is considered to be the poorest of the three in the Borough.
- ◀ The spectator stand at Longford Park was identified as being in need of urgent repair, whilst changing facilities at Timperley Recreation Ground were identified as being inadequate.
- ◀ All three tracks are managed by resident clubs, subsidised by a managed fee paid annually by the Council. The Council identifies a need to review the current historical management agreements as part of a revised approach to future improvement and sustainability.
- ◀ There are three athletics clubs in Trafford, though only Trafford AC is based at a competition licensed track (Longford Park). Between them the Clubs have approximately 1420 affiliated members, though demand in practice is higher due to the level of unaffiliated members. Membership at Sale Harriers Manchester AC is split across three sites and not all members are based in Trafford.
- ◀ The tracks also serve an important role for other groups, such as a training facility for triathlon clubs or a safe circuit for adapted and all ability cycling, both of which, take place at Longford Park.
- ◀ A number of other running initiatives such as Parkrun are likely to develop further demand for running. This should in turn lead to increased membership at athletics clubs or increased demand for track access from other running groups which form part of the wider fitness and exercise market.
- ◀ Of key priority is the need to improve track quality, notably at both Timperley Recreation Ground and Crossford Bridge. Additionally, there is an evident need for the Council to work with resident clubs to secure long term tenure, allowing the clubs confidence to invest funds into facilities they have confirmed future use of whilst opening up new opportunities to access grant funding from sources which require evidence of long term tenure.
- ◀ The Council should work with respective clubs and England Athletics to establish robust and deliverable models for sustainability should any potential lease agreement be considered. It is important that clubs understand both the legal and financial responsibilities of committing to such an agreement and that they are realistically able to maintain and operate the site to a sufficient standard over the long term.

### APPENDIX 1: SPORTING CONTEXT

The following section outlines a series of national, regional and local policies pertaining to the study and which will have an important influence on the Strategy.

#### National context

The provision of high quality and accessible community outdoor sports facilities at a local level is a key requirement for achieving the targets set out by the Government and Sport England. It is vital that this strategy is cognisant of and works towards these targets in addition to local priorities and plans.

#### ***Department of Media Culture and Sport Sporting Future: A New Strategy for an Active Nation (2015)***

The Government published its strategy for sport in December 2015. This strategy confirms the recognition and understanding that sport makes a positive difference through broader means and that it will help the sector to deliver five simple but fundamental outcomes: physical health, mental health, individual development, social and community development and economic development. In order to measure its success in producing outputs which accord with these aims it has also adopted a series of 23 performance indicators under nine key headings, as follows:

- ◀ More people taking part in sport and physical activity.
- ◀ More people volunteering in sport.
- ◀ More people experiencing live sport.
- ◀ Maximising international sporting success.
- ◀ Maximising domestic sporting success.
- ◀ Maximising domestic sporting success.
- ◀ A more productive sport sector.
- ◀ A more financially and organisationally sustainable sport sector.
- ◀ A more responsible sport sector.

#### ***Sport England: Towards an Active Nation (2016-2021)***

Sport England has recently released its new five year strategy 'Towards an Active Nation'. The aim is to target the 28% of people who do less than 30 minutes of exercise each week and will focus on the least active groups; typically women, the disabled and people from lower socio-economic backgrounds.

Sport England will invest up to £30m on a plan to increase the number of volunteers in grassroots sport. Emphasis will be on working with a larger range of partners with less money being directed towards National Governing Bodies.

The Strategy will help deliver against the five health, social and economic outcomes set out in the Government's Sporting Future strategy.

- ◀ Physical Wellbeing
- ◀ Mental Wellbeing
- ◀ Individual Development
- ◀ Social & Community Development
- ◀ Economic Development

# TRAFFORD

## PLAYING PITCH ASSESSMENT

---

### ***National Planning Policy Framework***

The National Planning Policy Framework (NPPF) sets out planning policies for England. It details how these changes are expected to be applied to the planning system. It also provides a framework for local people and their councils to produce distinct local and neighbourhood plans, reflecting the needs and priorities of local communities.

The NPPF states the purpose of the planning system is to contribute to the achievement of sustainable development. It identifies that the planning system needs to focus on three themes of sustainable development: economic, social and environmental. A presumption in favour of sustainable development is a key aspect for any plan-making and decision-taking processes. In relation to plan-making the NPPF sets out that Local Plans should meet objectively assessed needs.

The 'promoting healthy communities' theme identifies that planning policies should be based on robust and up-to-date assessments of the needs for open space, sports and recreation facilities and opportunities for new provision. Specific needs and quantitative or qualitative deficiencies or surpluses in local areas should also be identified. This information should be used to inform what provision is required in an area.

As a prerequisite the NPPF states existing open space, sports and recreation buildings and land, including playing fields, should not be built on unless:

- ◀ An assessment has been undertaken, which has clearly shown that the open space, buildings or land is surplus to requirements.
- ◀ The loss resulting from the proposed development would be replaced by equivalent or better provision in terms of quantity and quality in a suitable location.
- ◀ The development is for alternative sports and recreational provision, the needs for which clearly outweigh the loss.

In order for planning policies to be 'sound' local authorities are required to carry out a robust assessment of need for open space, sport and recreation facilities.

### ***The FA National Game Strategy (2015 – 2019)***

The Football Association's (FA) National Game Strategy provides a strategic framework that sets out key priorities, expenditure proposals and targets for the national game (i.e., football) over a four year period. The main issues facing grassroots football are identified as:

- ◀ Sustain and Increase Participation.
- ◀ Ensure access to education sites to accommodate the game.
- ◀ Help players to be the best that they can be and provide opportunities for them to progress from grassroots to elite.
- ◀ Recruit, retain and develop a network of qualified referees
- ◀ Support clubs, leagues and other competition providers to develop a safe, inclusive and positive football experience for everyone.
- ◀ Support Clubs and Leagues to become sustainable businesses, understanding and serving the needs of players and customers.
- ◀ Improve grass pitches through the pitch improvement programme to improve existing facilities and changing rooms.
- ◀ Deliver new and improved facilities including new Football Turf Pitches.
- ◀ Work with priority Local Authorities enabling 50% of mini-soccer and youth matched to be played on high quality artificial grass pitches.



## TRAFFORD PLAYING PITCH ASSESSMENT

---

### England and Wales Cricket Board (ECB) Cricket Unleashed 5 Year Plan

The England and Wales Cricket Board unveiled a new strategic five-year plan in 2016 (available at <http://www.cricketunleashed.com>). Its success will be measured by the number of people who play, follow or support the whole game.

The plan sets out five important headline elements and each of their key focuses, these are:

- ◀ **More Play** – make the game more accessible and inspire the next generation of players, coaches, officials and volunteers. Focus on:
  - ◀ *Clubs and leagues*
  - ◀ *Kids*
  - ◀ *Communities*
  - ◀ *Casual*
- ◀ **Great Teams** – deliver winning teams who inspire and excite through on-field performance and off-field behaviour. Focus on:
  - ◀ *Pathway*
  - ◀ *Support*
  - ◀ *Elite Teams*
  - ◀ *England Teams*
- ◀ **Inspired Fans** – put the fan at the heart of our game to improve and personalise the cricket experience for all. Focus on:
  - ◀ *Fan focus*
  - ◀ *New audiences*
  - ◀ *Global stage*
  - ◀ *Broadcast and digital*
- ◀ **Good Governance and Social Responsibility** – make decisions in the best interests of the game and use the power of cricket to make a positive difference. Focus on:
  - ◀ *Integrity*
  - ◀ *Community programmes*
  - ◀ *Our environments*
  - ◀ *One plan*
- ◀ **Strong Finance and Operations** – increase the game's revenues, invest our resources wisely and administer responsibly to secure the growth of the game. Focus on:
  - ◀ *People*
  - ◀ *Revenue and reach*
  - ◀ *Insight*
  - ◀ *Operations*

### ***The Rugby Football Union National Facilities Strategy (2013-2017)***

The RFU National Facility Strategy 2013-2017 provides a framework for development of high-quality, well-managed facilities that will help to strengthen member clubs and grow the game in communities around them. In conjunction with partners, this strategy will assist and support clubs and other organisations, so that they can continue to provide quality opportunities for all sections of the community to enjoy the game. It sets out the broad facility needs of the sport and identifies investment priorities to the game and its key partners. It identifies that with 1.5 million players there is a continuing need to invest in community club facilities in order to:

## TRAFFORD PLAYING PITCH ASSESSMENT

---

- ◀ Create a platform for growth in club rugby participation and membership, especially with a view to exploiting the opportunities afforded by RWC 2015.
- ◀ Ensure the effectiveness and efficiency of rugby clubs, through supporting not only their playing activity but also their capacity to generate revenue through a diverse range of activities and partnerships.

In summary the priorities for investment which have met the needs of the game for the Previous period remain valid:

- ◀ Increase the provision of changing rooms and clubhouses that can sustain concurrent adult and junior male and female activity at clubs
- ◀ Improve the quality and quantity of natural turf pitches and floodlighting
- ◀ Increase the provision of artificial grass pitches that deliver wider game development

It is also a high priority for the RFU to target investment in the following:

- ◀ Upgrade and transform social, community and catering facilities, which can support the generation of additional revenues
- ◀ Facility upgrades, which result in an increase in energy-efficiency, in order to reduce the running costs of clubs
- ◀ Pitch furniture, including rugby posts and pads, pitch side spectator rails and grounds maintenance equipment

### ***England Hockey (EH) - A Nation Where Hockey Matters (2013-2017)***

EH have a clear vision, a powerful philosophy and five core objectives that all those who have a role in advancing Hockey can unite behind. With UK Sport and Sport England's investment, and growing commercial revenues, EH are ambitious about how they can take the sport forward in Olympic cycles and beyond.

*"The vision is for England to be a 'Nation Where Hockey Matters'. A nation where hockey is talked about at dinner tables, playgrounds and public houses, up and down the country. A nation where the sport is on the back pages of our newspapers, where children dream of scoring a goal for England's senior hockey team, and where the performance stirs up emotion amongst the many, not the few"*

England Hockey aspires to deepen the passion of those who play, deliver and follow sport by providing the best possible environments and the best possible experiences. Whilst reaching out to new audiences by making the sport more visible, available and relevant and through the many advocates of hockey.

Underpinning all this is the infrastructure which makes the sport function. EH understand the importance of volunteers, coaches, officials, clubs and facilities. The more inspirational people can be, the more progressive Hockey can be and the more befitting the facilities can be, the more EH will achieve. The core objectives are as follows:

- ◀ Grow our Participation
- ◀ Deliver International Success
- ◀ Increase our Visibility
- ◀ Enhance our Infrastructure
- ◀ Be a strong and respected Governing Body

England Hockey has a Capital Investment Programme (CIP) that is planned to lever £5.6 million investment into hockey facilities over the next four years, underpinned by £2m million

## TRAFFORD PLAYING PITCH ASSESSMENT

---

from the National Governing Body. With over 500 pitches due for refurbishment in the next 4-8 years, there will be a large focus placed on these projects through this funding stream. The current level of pitches available for hockey is believed to be sufficient for the medium term needs, however in some areas, pitches may not be in the right places in order to maximize playing opportunities

### ***England Hockey Strategy***

**Vision:** For every hockey club in England to have appropriate and sustainable facilities that provide excellent experiences for players.

**Mission:** More, Better, Happier Players with access to appropriate and sustainable facilities.

Our club market is well structured and clubs are required to affiliate to England Hockey to play in community leagues. As a result only relatively few occasional teams lie outside our affiliation structure. Schools and Universities are the other two areas where significant hockey is played.

The 3 main objectives of the facilities strategy are:

#### **1. PROTECT: To conserve the existing hockey provision**

We currently have over 800 pitches that are used by hockey clubs (club, school, universities.) We need to retain the current provision where appropriate to ensure that hockey is maintained across the country.

#### **2. IMPROVE: To improve the existing facilities stock (physically and administratively).**

The current facilities stock is ageing and there needs to be strategic investment into refurbishing the pitches and ancillary facilities. There needs to be more support for clubs to obtain better agreements with facilities providers & education around owning an asset.

#### **3. DEVELOP: To strategically build new hockey facilities where there is an identified need and ability to deliver and maintain. This might include consolidating hockey provision in a local area where appropriate.**

The research has identified key areas across the country where there is a lack of suitable Hockey provision and there is a need for additional pitches. There is an identified demand for multi pitches in the right places to consolidate hockey and allow clubs to have all of their provision catered for at one site.

### ***The Rugby Football League Facility Strategy***

The RFL's Facilities Strategy was published in 2011. The following themes have been prioritised:

- ◀ Clean, Dry, Safe & Playable
- ◀ Sustainable clubs
- ◀ Environmental Sustainability
- ◀ Geographical Spread
- ◀ Non-club Facilities

## TRAFFORD PLAYING PITCH ASSESSMENT

---

The RFL Facilities Trust website [www.rffacilitiestrust.co.uk](http://www.rffacilitiestrust.co.uk) provides further information on:

- ◀ The RFL Community Facility Strategy
- ◀ Clean, Dry, Safe and Playable Programme
- ◀ Pitch Size Guidance
- ◀ The RFL Performance Standard for Artificial Grass Pitches
- ◀ Club guidance on the Annual Preparation and Maintenance of the Rugby League Pitch

Further to the 2011 Strategy detail on the following specific programmes of particular relevance to pitches and facility planning are listed below and can be found via the trust link (see above):

- ◀ The RFL Pitch Improvement Programme 2013 – 2017
- ◀ Clean, Dry and Safe programmes 2013 – 2017

### ***2015-2018 British Tennis Strategy***

The new strategy is presented in a concise one page framework that includes key strategies relating to three participation "focus" areas, six participation "drivers" and three participation "enablers". To achieve success, the 12 strategy areas will need to work interdependently to stem the decline and unlock sustainable growth:

The three participation "focus" areas are where tennis is consumed:

- ◀ Deliver great service to clubs
- ◀ Build partnerships in the community, led by parks
- ◀ Enhance the tennis offer in education

The six participation "drivers" are the areas that will make the biggest difference where tennis is consumed. They must all be successful on a standalone and interconnected basis and include:

- ◀ Becoming more relevant to coaches
- ◀ Refocusing on recreational competition
- ◀ Providing results orientated facility investment
- ◀ Applying best in class marketing and promotion
- ◀ Jump starting the peak summer season
- ◀ Establishing a "no compromise" high performance programme with focus

The final layer is comprised of three participation "enablers" that underpin our ability to be successful. These enablers are rooted in how the LTA will get better; how the entire network of partners must be harnessed to work together and the need to raise more financial resources to fund our sport's turnaround. They include:

- ◀ Becoming a more effective and efficient LTA
- ◀ Harnessing the full resource network
- ◀ Generating new revenue

For further information and more detail on the framework please go to <http://www.lta.org.uk/about-the-lta/structure-vision>

## TRAFFORD PLAYING PITCH ASSESSMENT

---

### ***England Athletics: Whole Sport Plan 2013-2017***

The England Athletics plan outlines a strategy to attract and retain 3 million athletics participants by 2017, from a current base of 1.9 million as measured by Active People, whilst cementing athletics as the most popular individual sporting activity in England.

*“The ambition is to make England an athletic nation. Traditional athletics for some, running for many, fitness for all”.*

In order to achieve this, the goals of the strategic plan are:

- ◀ To grow and sustain participation levels in the sport.
- ◀ To improve the experiences of every participant in the sport.
- ◀ To improve performance levels and to grow the next generation of senior athletic champions.

The plan also reflects a total commitment to delivering an inclusive sport, setting specific disability targets that are woven into the core measures for growth and retention of participation. Key personnel within the England Athletics staffing structure will now lead this area of work, focusing on:

- ◀ Delivering inclusive formats of the sport.
- ◀ National policy and programme development.
- ◀ Coaching and teaching resources.

### ***UK Athletics Facilities Strategy (2014-2019)***

Facilities are essential to attracting, retaining and developing athletes of the future. Having the right facilities in the right place will be crucial in meeting growing demand, increasing participation in physical activity and athletics, improving the health of the nation and supporting a new generation of athletes in clubs and schools through to national and world class level.

UKA and the Home Country Athletics Federations (HCAFs) recognise the challenges faced by facility owners and venue operators, and our 5 year Facility Strategy (2014-2019) uses a Track & Field facility model designed to support a sustainable UK network of development, training and competition venues that meet Home Country needs aligned to UKA's Athlete/Participant Development Model. In addition to Track and Field provision, UKA recognises the huge amount of club activity that takes place on roads, paths and trails and the strategy also maps out a plan for future “running” facilities.

The strategy does not seek to identify priority facilities, clubs or geographical areas. Instead, it provides the direction and guidance that will enable the four Home Country Athletics Federations (England Athletics, Athletics Northern Ireland, Scottish Athletics and Welsh Athletics) to establish their own priorities and deliver the principles of the UKA Facilities Strategy within their own national context.

### **UKA's 2014-19 Facilities Strategy key outcomes:**

- ◀ Increased participation across all athletics disciplines
- ◀ Increased club membership by providing facilities that support a participation pathway from novice through to club member
- ◀ Increased talent pool

## TRAFFORD PLAYING PITCH ASSESSMENT

---

- ◀ Long term improvement in the development of athletes of all ages and abilities
- ◀ Securing the long term future of existing facilities
- ◀ More attractive and inspiring facilities for existing and potential athletes
- ◀ Improving the athletics experience for all participants
- ◀ Improved relationships and interactions between stakeholders, particularly clubs and facility operators

### ***British Crown Green Bowling Association***

Please note there is no current facility guidance provided by British Crown Green Bowling Association responsible for crown green bowls in England.

<http://crowngreenbowls.sharepoint.com/Pages/default.aspx>

# TRAFFORD PLAYING PITCH ASSESSMENT

## APPENDIX 2: STEERING GROUP CONTACTS

Organisation	Contact	Designation
Sport England	Richard Fordham/Fiona Pudge	Planning Manager
Trafford Council	Daniel Barlow	Business Change Analyst
Trafford Council	Louise Wright	Sport Relationship Manager
Trafford Council	Paul Helsby	Programme Assurance Lead and Executive Director of Trafford Leisure
Trafford Council	Joanne Hyde	Corporate Director Transformation and Resources
Trafford Council	Paul Farrand	Senior Planner (Sustainability)
Trafford Leisure	Jonathan Francis	General Manager - North
Trafford Leisure	Andy Hilton	Football Development Manager
Cheshire Cricket Board	Mike Woollard	Club Development Manager
Lancashire Cricket Board	Bobby Denning	LCB Managing Director
England and Wales Cricket Board	Fiona Prescott	North Facilities and Investment Manager
England Hockey	Julie Longden	Relationship Manager
Rugby Football Union	Tom Bartram	Area Facilities Manager
Rugby Football League	Carol Doran	National Facilities Lead
The FA	Alice Watson	Regional Facilities & Investment Manager (NW)
Manchester FA	Daniel Green	County Football Development Manager
Cheshire FA	Paul Kelsall	Head of Better Playing & Training Facilities
Greater Sport	Shirley Veevers	Development Manager (Sport)
LTA	Samuel Foakes	Regional Tennis Participation Manager
English Lacrosse	David Coldwell/Doug Martin	National Club Development Manager/Regional Coordinator North